






## What does % Area Median Income (AMI) mean?

### Bay County Workforce

Median wage job: **\$44,142** per year, or **52%** AMI for a household of 3.






					
	<i>Annual income limit and hourly wage for a household of 3</i>	<i>Rent limit (2-bedroom)</i>	<i>Est. number of renter households</i>	<i>Job examples for 1-worker households</i>	<i>Job examples for 2-worker households</i>
<b>50% AMI</b>	\$42,350/yr \$20.36/hr	\$1,058	7,664 hh (0-50% AMI)	Office Clerk Stocker Construction Laborer	1 full-time worker and 1 part-time worker
<b>60% AMI</b>	\$50,820 \$24.43	\$1,270	1,552 (51-60% AMI)	Bookkeeper General Fabricator Heavy Truck Driver	1 full-time worker and 1 part-time worker
<b>80% AMI</b>	\$67,760 \$32.58	\$1,694	3,510 (61-80% AMI)	Manufacturing Sales Rep Mechanic Supervisor HR Specialist	2 Retail Salespersons Construction Laborer and Fast Food Worker Bartender and School Bus Driver
<b>120% AMI</b>	\$101,640 \$48.87	\$2,541	5,447 (81-120% AMI)	Health Services Manager Civil Engineer Construction Manager	2 Bookkeepers Drywall Installer and Preschool Admin Retail Supervisor and Floor Layer

Sources: Florida Housing Finance Corporation, 2025 Income and Rent Limits; Florida Department of Commerce, 2024 Occupational Employment and Wage Statistics (median wage by occupation in 2025 dollars); Shimberg Center for Housing Studies, Rental Market Study. Renter household counts exclude non-family, student-headed households.

## What does % Area Median Income (AMI) mean?

### Brevard County Workforce

Median wage job: **\$48,861** per year, or **54%** AMI for a household of 3.






					
	<i>Annual income limit and hourly wage for a household of 3</i>	<i>Rent limit (2-bedroom)</i>	<i>Est. number of renter households</i>	<i>Job examples for 1-worker households</i>	<i>Job examples for 2-worker households</i>
<b>50% AMI</b>	\$45,000/yr \$21.63/hr	\$1,125	28,359 hh (0-50% AMI)	Office Clerk Construction Laborer Medical Asst	1 full-time worker and 1 part-time worker
<b>60% AMI</b>	\$54,000 \$25.96	\$1,350	6,377 (51-60% AMI)	Heavy Truck Driver Tech Support Quality Assurance Inspector	1 full-time worker and 1 part-time worker
<b>80% AMI</b>	\$72,000 \$34.62	\$1,800	9,573 (61-80% AMI)	Construction Supervisor HR Specialist Mechanic Supervisor	2 Stockers Retail Salesperson and Security Guard Electronics Assembler and Fast Food Worker
<b>120% AMI</b>	\$108,000 \$51.92	\$2,700	13,066 (81-120% AMI)	Operations Manager Project Manager Industrial Engineer	2 Heavy Truck Drivers Service Sales Rep and Secretary Food Prep Supervisor and Office Supervisor

Sources: Florida Housing Finance Corporation, 2025 Income and Rent Limits; Florida Department of Commerce, 2024 Occupational Employment and Wage Statistics (median wage by occupation in 2025 dollars); Shimberg Center for Housing Studies, Rental Market Study. Renter household counts exclude non-family, student-headed households.

## What does % Area Median Income (AMI) mean?

### Broward County Workforce

Median wage job: **\$49,203** per year, or **47%** AMI for a household of 3.

	 <i>Annual income limit and hourly wage for a household of 3</i>	 <i>Rent limit (2-bedroom)</i>	 <i>Est. number of renter households</i>	 <i>Job examples for 1-worker households</i>	 <i>Job examples for 2-worker households</i>
<b>50% AMI</b>	\$51,850/yr \$24.93/hr	\$1,296	96,512 hh (0-50% AMI)	Bookkeeper Retail Supervisor Carpenter	1 full-time worker and 1 part-time worker
<b>60% AMI</b>	\$62,220 \$29.91	\$1,555	24,093 (51-60% AMI)	Manufacturing Sales Rep Service Sales Rep Insurance Sales Agent	1 full-time worker and 1 part-time worker 2 minimum wage workers
<b>80% AMI</b>	\$82,960 \$39.88	\$2,074	38,965 (61-80% AMI)	Accountant Construction Supervisor Market Analyst	2 Customer Service Reps Real Estate Agent and Retail Salesperson Carpenter and Cashier
<b>120% AMI</b>	\$124,440 \$59.83	\$3,111	64,641 (81-120% AMI)	Health Services Manager Construction Manager Firefighter Supervisor	2 Manufacturing Sales Reps Registered Nurse and Retail Salesperson Heavy Truck Driver and HR Specialist






Sources: Florida Housing Finance Corporation, 2025 Income and Rent Limits; Florida Department of Commerce, 2024 Occupational Employment and Wage Statistics (median wage by occupation in 2025 dollars); Shimberg Center for Housing Studies, Rental Market Study. Renter household counts exclude non-family, student-headed households.



## What does % Area Median Income (AMI) mean?

### Charlotte County Workforce

Median wage job: **\$45,252** per year, or **57%** AMI for a household of 3.

					
	<i>Annual income limit and hourly wage for a household of 3</i>	<i>Rent limit (2-bedroom)</i>	<i>Est. number of renter households</i>	<i>Job examples for 1-worker households</i>	<i>Job examples for 2-worker households</i>
<b>50% AMI</b>	\$39,500/yr \$18.99/hr	\$987	6,249 hh (0-50% AMI)	Stocker Cook Customer Service Rep	N/A
<b>60% AMI</b>	\$47,400 \$22.79	\$1,185	1,214 (51-60% AMI)	Secretary Food Prep Supervisor Maintenance Worker	1 full-time worker and 1 part-time worker
<b>80% AMI</b>	\$63,200 \$30.38	\$1,580	2,737 (61-80% AMI)	Office Supervisor Manufacturing Sales Rep LPN	2 Waiters Attendant and Animal Caretaker Vehicle Cleaner and Dining Attendant
<b>120% AMI</b>	\$94,800 \$45.58	\$2,370	3,041 (81-120% AMI)	Operations Manager Facilities Manager Urban Planner	2 Secretaries Office Clerk and Equipment Operator Construction Laborer and Correctional Officer






Sources: Florida Housing Finance Corporation, 2025 Income and Rent Limits; Florida Department of Commerce, 2024 Occupational Employment and Wage Statistics (median wage by occupation in 2025 dollars); Shimberg Center for Housing Studies, Rental Market Study. Renter household counts exclude non-family, student-headed households.



## What does % Area Median Income (AMI) mean?

### Citrus County Workforce

Median wage job: **\$39,593** per year, or **61%** AMI for a household of 3.






					
	<i>Annual income limit and hourly wage for a household of 3</i>	<i>Rent limit (2-bedroom)</i>	<i>Est. number of renter households</i>	<i>Job examples for 1-worker households</i>	<i>Job examples for 2-worker households</i>
<b>50% AMI</b>	\$32,700/yr \$15.72/hr	\$817	4,941 hh (0-50% AMI)	Retail Salesperson Janitor Personal Care Aide	N/A
<b>60% AMI</b>	\$39,240 \$18.87	\$981	1,185 (51-60% AMI)	Office Clerk Nursing Asst Customer Service Rep	1 full-time worker and 1 part-time worker
<b>80% AMI</b>	\$52,320 \$25.15	\$1,308	2,044 (61-80% AMI)	Auto Technician Electrician HVAC Technician	1 full-time worker and 1 part-time worker
<b>120% AMI</b>	\$78,480 \$37.73	\$1,962	2,476 (81-120% AMI)	Registered Nurse Admin Services Manager Financial Advisor	2 Office Clerks Maintenance Worker and Medical Asst Cook and Rental Clerk

Sources: Florida Housing Finance Corporation, 2025 Income and Rent Limits; Florida Department of Commerce, 2024 Occupational Employment and Wage Statistics (median wage by occupation in 2025 dollars); Shimberg Center for Housing Studies, Rental Market Study. Renter household counts exclude non-family, student-headed households.

## What does % Area Median Income (AMI) mean?

### Collier County Workforce

Median wage job: **\$47,772** per year, or **47%** AMI for a household of 3.






					
	<i>Annual income limit and hourly wage for a household of 3</i>	<i>Rent limit (2-bedroom)</i>	<i>Est. number of renter households</i>	<i>Job examples for 1-worker households</i>	<i>Job examples for 2-worker households</i>
<b>50% AMI</b>	\$51,150/yr \$24.59/hr	\$1,278	17,143 hh (0-50% AMI)	Maintenance Worker Construction Laborer Secretary	1 full-time worker and 1 part-time worker
<b>60% AMI</b>	\$61,380 \$29.51	\$1,534	3,823 (51-60% AMI)	Electrician HVAC Technician Auto Technician	1 full-time worker and 1 part-time worker 2 minimum wage workers
<b>80% AMI</b>	\$81,840 \$39.35	\$2,046	5,238 (61-80% AMI)	Construction Supervisor Food Service Manager Property Manager	2 Landscapers Retail Salesperson and Security Guard Light Truck Driver and Housekeeper
<b>120% AMI</b>	\$122,760 \$59.02	\$3,069	8,582 (81-120% AMI)	Sales Manager Firefighter Supervisor Occupational Therapist	2 Electricians Service Sales Rep and Secretary Compliance Officer and Conservation Scientists

Sources: Florida Housing Finance Corporation, 2025 Income and Rent Limits; Florida Department of Commerce, 2024 Occupational Employment and Wage Statistics (median wage by occupation in 2025 dollars); Shimberg Center for Housing Studies, Rental Market Study. Renter household counts exclude non-family, student-headed households.

## What does % Area Median Income (AMI) mean?

### Flagler County Workforce

Median wage job: **\$42,860** per year, or **50%** AMI for a household of 3.

					
	<i>Annual income limit and hourly wage for a household of 3</i>	<i>Rent limit (2-bedroom)</i>	<i>Est. number of renter households</i>	<i>Job examples for 1-worker households</i>	<i>Job examples for 2-worker households</i>
<b>50% AMI</b>	\$42,700/yr \$20.53/hr	\$1,067	5,275 hh (0-50% AMI)	Office Clerk Maintenance Worker Food Prep Supervisor	1 full-time worker and 1 part-time worker
<b>60% AMI</b>	\$51,240 \$24.63	\$1,281	773 (51-60% AMI)	Retail Supervisor Bookkeeper Heavy Truck Driver	1 full-time worker and 1 part-time worker
<b>80% AMI</b>	\$68,320 \$32.85	\$1,708	1,417 (61-80% AMI)	Construction Supervisor HR Specialist Market Analyst	2 Retail Salespersons Customer Service Rep and Dining Attendant Office Clerk and Hand Packer
<b>120% AMI</b>	\$102,480 \$49.27	\$2,562	2,511 (81-120% AMI)	Operations Manager Physical Therapist Admin Services Manager	2 Retail Supervisors Food Prep Supervisor and Office Supervisor Service Sales Rep and Secretary

Sources: Florida Housing Finance Corporation, 2025 Income and Rent Limits; Florida Department of Commerce, 2024 Occupational Employment and Wage Statistics (median wage by occupation in 2025 dollars); Shimberg Center for Housing Studies, Rental Market Study. Renter household counts exclude non-family, student-headed households.








## What does % Area Median Income (AMI) mean?

### Gainesville Metro Area Workforce

Alachua and Gilchrist Counties

Median wage job: **\$48,199** per year, or **51%** AMI for a household of 3.

					
	<i>Annual income limit and hourly wage for a household of 3</i>	<i>Rent limit (2-bedroom)</i>	<i>Est. number of renter households</i>	<i>Job examples for 1-worker households</i>	<i>Job examples for 2-worker households</i>
<b>50% AMI</b>	\$46,800/yr \$22.50/hr	\$1,170	27,996 hh (0-50% AMI)	Office Clerk Nursing Asst Secretary	1 full-time worker and 1 part-time worker
<b>60% AMI</b>	\$56,160 \$27.00	\$1,404	3,049 (51-60% AMI)	Educational Counselor Service Sales Rep Electrician	1 full-time worker and 1 part-time worker 2 minimum wage workers
<b>80% AMI</b>	\$74,880 \$36.00	\$1,872	8,829 (61-80% AMI)	Radiology Technician Admin Services Manager Social Worker	2 Stockers Retail Salesperson and Secretary Janitor and Laborer
<b>120% AMI</b>	\$112,320 \$54.00	\$2,808	10,607 (81-120% AMI)	Lawyer Physical Therapist Info Security Analyst	2 Educational Counselors Heavy Truck Driver and HR Specialist Industrial Truck Operator and Insurance Sales Agent

Sources: Florida Housing Finance Corporation, 2025 Income and Rent Limits; Florida Department of Commerce, 2024 Occupational Employment and Wage Statistics (median wage by occupation in 2025 dollars); Shimberg Center for Housing Studies, Rental Market Study. Renter household counts exclude non-family, student-headed households.










## What does % Area Median Income (AMI) mean?

### Indian River County Workforce

Median wage job: **\$44,355** per year, or **53%** AMI for a household of 3.

					
	<i>Annual income limit and hourly wage for a household of 3</i>	<i>Rent limit (2-bedroom)</i>	<i>Est. number of renter households</i>	<i>Job examples for 1-worker households</i>	<i>Job examples for 2-worker households</i>
<b>50% AMI</b>	\$41,850/yr \$20.12/hr	\$1,046	5,818 hh (0-50% AMI)	Office Clerk Customer Service Rep Nursing Asst	1 full-time worker and 1 part-time worker
<b>60% AMI</b>	\$50,220 \$24.14	\$1,255	1,277 (51-60% AMI)	Bookkeeper Retail Supervisor Roofer	1 full-time worker and 1 part-time worker
<b>80% AMI</b>	\$66,960 \$32.19	\$1,674	2,418 (61-80% AMI)	Manufacturing Sales Rep LPN Market Analyst	2 Retail Salespersons Receptionist and Waiter Dishwasher and Driver/Sales Worker
<b>120% AMI</b>	\$100,440 \$48.29	\$2,511	4,913 (81-120% AMI)	Construction Manager Financial Analyst Recreation Manager	2 Bookkeepers HVAC Technician and Heavy Truck Driver Auto Repairer and Auto Technician






Sources: Florida Housing Finance Corporation, 2025 Income and Rent Limits; Florida Department of Commerce, 2024 Occupational Employment and Wage Statistics (median wage by occupation in 2025 dollars); Shimberg Center for Housing Studies, Rental Market Study. Renter household counts exclude non-family, student-headed households.

## What does % Area Median Income (AMI) mean?

### Jacksonville Metro Area Workforce

Clay, Duval, Nassau and Saint Johns Counties

Median wage job: **\$48,284** per year, or **52%** AMI for a household of 3.

					
	<i>Annual income limit and hourly wage for a household of 3</i>	<i>Rent limit (2-bedroom)</i>	<i>Est. number of renter households</i>	<i>Job examples for 1-worker households</i>	<i>Job examples for 2-worker households</i>
<b>50% AMI</b>	\$46,150/yr \$22.19/hr	\$1,153	87,441 hh (0-50% AMI)	Office Clerk Secretary Inventory Clerk	1 full-time worker and 1 part-time worker
<b>60% AMI</b>	\$55,380 \$26.62	\$1,384	20,358 (51-60% AMI)	Industrial Truck Operator HVAC Technician Plumber	1 full-time worker and 1 part-time worker 2 minimum wage workers
<b>80% AMI</b>	\$73,840 \$35.50	\$1,846	30,933 (61-80% AMI)	Construction Supervisor Police Officer Purchasing Agent	2 Cooks Retail Salesperson and Security Guard Cashier and Construction Laborer
<b>120% AMI</b>	\$110,760 \$53.25	\$2,769	50,227 (81-120% AMI)	Operations Manager Systems Analyst Health Services Manager	2 Industrial Truck Operators Food Prep Supervisor and Office Supervisor Service Sales Rep and Secretary






Sources: Florida Housing Finance Corporation, 2025 Income and Rent Limits; Florida Department of Commerce, 2024 Occupational Employment and Wage Statistics (median wage by occupation in 2025 dollars); Shimberg Center for Housing Studies, Rental Market Study. Renter household counts exclude non-family, student-headed households.



## What does % Area Median Income (AMI) mean?

### Lee County Workforce

Median wage job: **\$46,341** per year, or **50%** AMI for a household of 3.

					
	<i>Annual income limit and hourly wage for a household of 3</i>	<i>Rent limit (2-bedroom)</i>	<i>Est. number of renter households</i>	<i>Job examples for 1-worker households</i>	<i>Job examples for 2-worker households</i>
<b>50% AMI</b>	\$45,950/yr \$22.09/hr	\$1,148	30,502 hh (0-50% AMI)	Office Clerk Secretary Food Prep Supervisor	1 full-time worker and 1 part-time worker
<b>60% AMI</b>	\$55,140 \$26.51	\$1,378	6,622 (51-60% AMI)	Heavy Truck Driver Electrician Plumber	1 full-time worker and 1 part-time worker 2 minimum wage workers
<b>80% AMI</b>	\$73,520 \$35.35	\$1,838	14,050 (61-80% AMI)	Construction Supervisor Mechanic Supervisor Firefighter	2 Stockers Retail Salesperson and Security Guard Customer Service Rep and Dining Attendant
<b>120% AMI</b>	\$110,280 \$53.02	\$2,757	25,394 (81-120% AMI)	Health Services Manager Physical Therapist Civil Engineer	2 Heavy Truck Drivers Roofer and Service Sales Rep Food Prep Supervisor and Office Supervisor






Sources: Florida Housing Finance Corporation, 2025 Income and Rent Limits; Florida Department of Commerce, 2024 Occupational Employment and Wage Statistics (median wage by occupation in 2025 dollars); Shimberg Center for Housing Studies, Rental Market Study. Renter household counts exclude non-family, student-headed households.



## What does % Area Median Income (AMI) mean?

### Marion County Workforce

Median wage job: **\$43,351** per year, or **62%** AMI for a household of 3.

					
	<i>Annual income limit and hourly wage for a household of 3</i>	<i>Rent limit (2-bedroom)</i>	<i>Est. number of renter households</i>	<i>Job examples for 1-worker households</i>	<i>Job examples for 2-worker households</i>
<b>50% AMI</b>	\$34,700/yr \$16.68/hr	\$867	11,121 hh (0-50% AMI)	Personal Care Aide Food Prep Worker Animal Caretaker	N/A
<b>60% AMI</b>	\$41,640 \$20.02	\$1,041	3,504 (51-60% AMI)	Office Clerk Customer Service Rep General Fabricator	1 full-time worker and 1 part-time worker
<b>80% AMI</b>	\$55,520 \$26.69	\$1,388	6,226 (61-80% AMI)	Heavy Truck Driver Substance Counselor Industrial Machinery Mechanic	2 Hand Packers Fast Food Worker and Restaurant Host Cashier and Telemarketer
<b>120% AMI</b>	\$83,280 \$40.04	\$2,082	9,641 (81-120% AMI)	Registered Nurse Operations Manager Business Analyst	2 Office Clerks Maintenance Worker and Medical Asst Bookkeeper and Cashier






Sources: Florida Housing Finance Corporation, 2025 Income and Rent Limits; Florida Department of Commerce, 2024 Occupational Employment and Wage Statistics (median wage by occupation in 2025 dollars); Shimberg Center for Housing Studies, Rental Market Study. Renter household counts exclude non-family, student-headed households.



## What does % Area Median Income (AMI) mean?

### Miami-Dade County Workforce

Median wage job: **\$49,203** per year, or **44%** AMI for a household of 3.

					
	<i>Annual income limit and hourly wage for a household of 3</i>	<i>Rent limit (2-bedroom)</i>	<i>Est. number of renter households</i>	<i>Job examples for 1-worker households</i>	<i>Job examples for 2-worker households</i>
<b>50% AMI</b>	\$55,750/yr \$26.80/hr	\$1,393	155,701 hh (0-50% AMI)	Bookkeeper Heavy Truck Driver Auto Technician	1 full-time worker and 1 part-time worker
<b>60% AMI</b>	\$66,900 \$32.16	\$1,672	31,218 (51-60% AMI)	Manufacturing Sales Rep Service Sales Rep Office Supervisor	1 full-time worker and 1 part-time worker 2 minimum wage workers
<b>80% AMI</b>	\$89,200 \$42.88	\$2,230	64,845 (61-80% AMI)	Registered Nurse Accountant Market Analyst	2 Medical Secretaries Nursing Asst and Office Clerk Secretary and Security Guard
<b>120% AMI</b>	\$133,800 \$64.33	\$3,345	94,976 (81-120% AMI)	Lawyer Software Developer Sales Manager	2 Manufacturing Sales Reps Project Manager and Retail Salesperson Receptionist and Registered Nurse

Sources: Florida Housing Finance Corporation, 2025 Income and Rent Limits; Florida Department of Commerce, 2024 Occupational Employment and Wage Statistics (median wage by occupation in 2025 dollars); Shimberg Center for Housing Studies, Rental Market Study. Renter household counts exclude non-family, student-headed households.








## What does % Area Median Income (AMI) mean?

# North Port-Bradenton-Sarasota Metro Area Workforce

Manatee and Sarasota Counties

Median wage job: **\$47,259** per year, or **49%** AMI for a household of 3.

					
	<i>Annual income limit and hourly wage for a household of 3</i>	<i>Rent limit (2-bedroom)</i>	<i>Est. number of renter households</i>	<i>Job examples for 1-worker households</i>	<i>Job examples for 2-worker households</i>
<b>50% AMI</b>	\$48,450/yr \$23.29/hr	\$1,211	33,252 hh (0-50% AMI)	Office Clerk Maintenance Worker Secretary	1 full-time worker and 1 part-time worker
<b>60% AMI</b>	\$58,140 \$27.95	\$1,453	7,650 (51-60% AMI)	HVAC Technician Welder Graphic Designer	1 full-time worker and 1 part-time worker 2 minimum wage workers
<b>80% AMI</b>	\$77,520 \$37.27	\$1,938	16,396 (61-80% AMI)	Market Analyst Food Service Manager Legal Secretary	2 Stockers Retail Salesperson and Security Guard Office Clerk and Hand Packer
<b>120% AMI</b>	\$116,280 \$55.90	\$2,907	24,913 (81-120% AMI)	Health Services Manager Occupational Therapist Police Supervisor	2 HVAC Technicians Manufacturing Sales Rep and Secretary Roofers and Service Sales Rep






Sources: Florida Housing Finance Corporation, 2025 Income and Rent Limits; Florida Department of Commerce, 2024 Occupational Employment and Wage Statistics (median wage by occupation in 2025 dollars); Shimberg Center for Housing Studies, Rental Market Study. Renter household counts exclude non-family, student-headed households.



## What does % Area Median Income (AMI) mean?

### Okaloosa County Workforce

Median wage job: **\$47,217** per year, or **51%** AMI for a household of 3.

	 <i>Annual income limit and hourly wage for a household of 3</i>	 <i>Rent limit (2-bedroom)</i>	 <i>Est. number of renter households</i>	 <i>Job examples for 1-worker households</i>	 <i>Job examples for 2-worker households</i>
<b>50% AMI</b>	\$45,900/yr \$22.07/hr	\$1,147	9,689 hh (0-50% AMI)	Office Clerk Maintenance Worker Food Prep Supervisor	1 full-time worker and 1 part-time worker
<b>60% AMI</b>	\$55,080 \$26.48	\$1,377	1,987 (51-60% AMI)	Auto Technician Electrician HVAC Technician	1 full-time worker and 1 part-time worker 2 minimum wage workers
<b>80% AMI</b>	\$73,440 \$35.31	\$1,836	3,987 (61-80% AMI)	HR Specialist Market Analyst Training Specialist	2 Janitors Retail Salesperson and Security Guard Customer Service Rep and Dining Attendant
<b>120% AMI</b>	\$110,160 \$52.96	\$2,754	8,488 (81-120% AMI)	Business Analyst Project Manager Civil Engineer	2 Auto Technicians Construction Supervisor and Food Prep Supervisor Service Sales Rep and Secretary

Sources: Florida Housing Finance Corporation, 2025 Income and Rent Limits; Florida Department of Commerce, 2024 Occupational Employment and Wage Statistics (median wage by occupation in 2025 dollars); Shimberg Center for Housing Studies, Rental Market Study. Renter household counts exclude non-family, student-headed households.








## What does % Area Median Income (AMI) mean?

# Orlando-Kissimmee-Sanford Metro Area Workforce

Lake, Orange, Osceola and Seminole Counties

Median wage job: **\$46,619** per year, or **49%** AMI for a household of 3.

					
	<i>Annual income limit and hourly wage for a household of 3</i>	<i>Rent limit (2-bedroom)</i>	<i>Est. number of renter households</i>	<i>Job examples for 1-worker households</i>	<i>Job examples for 2-worker households</i>
<b>50% AMI</b>	\$47,450/yr \$22.81/hr	\$1,186	135,787 hh (0-50% AMI)	Maintenance Worker Secretary Industrial Truck Operator	1 full-time worker and 1 part-time worker
<b>60% AMI</b>	\$56,940 \$27.38	\$1,423	34,741 (51-60% AMI)	Tech Support Electrician Legal Asst	1 full-time worker and 1 part-time worker 2 minimum wage workers
<b>80% AMI</b>	\$75,920 \$36.50	\$1,898	51,700 (61-80% AMI)	Training Specialist Purchasing Agent Compliance Officer	2 Stockers Janitor and Laborer Reservation Agent and Retail Salesperson
<b>120% AMI</b>	\$113,880 \$54.75	\$2,847	93,022 (81-120% AMI)	Health Services Manager Construction Manager Film Producer	2 Tech Supports Property Manager and Retail Salesperson Accountant and Attendant

Sources: Florida Housing Finance Corporation, 2025 Income and Rent Limits; Florida Department of Commerce, 2024 Occupational Employment and Wage Statistics (median wage by occupation in 2025 dollars); Shimberg Center for Housing Studies, Rental Market Study. Renter household counts exclude non-family, student-headed households.










## What does % Area Median Income (AMI) mean?

### Palm Beach County Workforce

Median wage job: **\$49,203** per year, or **47%** AMI for a household of 3.

	 <i>Annual income limit and hourly wage for a household of 3</i>	 <i>Rent limit (2-bedroom)</i>	 <i>Est. number of renter households</i>	 <i>Job examples for 1-worker households</i>	 <i>Job examples for 2-worker households</i>
<b>50% AMI</b>	\$52,600/yr \$25.29/hr	\$1,315	72,560 hh (0-50% AMI)	Bookkeeper Heavy Truck Driver Retail Supervisor	1 full-time worker and 1 part-time worker
<b>60% AMI</b>	\$63,120 \$30.35	\$1,578	14,827 (51-60% AMI)	Manufacturing Sales Rep Service Sales Rep Insurance Sales Agent	1 full-time worker and 1 part-time worker 2 minimum wage workers
<b>80% AMI</b>	\$84,160 \$40.46	\$2,104	26,471 (61-80% AMI)	Accountant Market Analyst Compliance Officer	2 Customer Service Reps Secretary and Security Guard Real Estate Agent and Retail Salesperson
<b>120% AMI</b>	\$126,240 \$60.69	\$3,156	41,746 (81-120% AMI)	Health Services Manager Construction Manager Firefighter Supervisor	2 Manufacturing Sales Reps Registered Nurse and Retail Salesperson Heavy Truck Driver and HR Specialist

Sources: Florida Housing Finance Corporation, 2025 Income and Rent Limits; Florida Department of Commerce, 2024 Occupational Employment and Wage Statistics (median wage by occupation in 2025 dollars); Shimberg Center for Housing Studies, Rental Market Study. Renter household counts exclude non-family, student-headed households.








## What does % Area Median Income (AMI) mean?

# Pensacola-Ferry Pass-Brent Metro Area Workforce

Escambia and Santa Rosa Counties

Median wage job: **\$46,192** per year, or **52%** AMI for a household of 3.






					
	<i>Annual income limit and hourly wage for a household of 3</i>	<i>Rent limit (2-bedroom)</i>	<i>Est. number of renter households</i>	<i>Job examples for 1-worker households</i>	<i>Job examples for 2-worker households</i>
<b>50% AMI</b>	\$44,150/yr \$21.23/hr	\$1,103	22,032 hh (0-50% AMI)	Customer Service Rep Maintenance Worker Secretary	1 full-time worker and 1 part-time worker
<b>60% AMI</b>	\$52,980 \$25.47	\$1,324	4,722 (51-60% AMI)	Heavy Truck Driver Correctional Officer HVAC Technician	1 full-time worker and 1 part-time worker
<b>80% AMI</b>	\$70,640 \$33.96	\$1,766	8,181 (61-80% AMI)	Construction Supervisor Mechanic Supervisor Training Specialist	2 Stockers Retail Salesperson and Security Guard Janitor and Laborer
<b>120% AMI</b>	\$105,960 \$50.94	\$2,649	15,484 (81-120% AMI)	Operations Manager Project Manager Health Services Manager	2 Heavy Truck Drivers Educational Counselor and Electrician Construction Painter and Legal Asst

Sources: Florida Housing Finance Corporation, 2025 Income and Rent Limits; Florida Department of Commerce, 2024 Occupational Employment and Wage Statistics (median wage by occupation in 2025 dollars); Shimberg Center for Housing Studies, Rental Market Study. Renter household counts exclude non-family, student-headed households.

## What does % Area Median Income (AMI) mean?

### Polk County Workforce

Median wage job: **\$45,807** per year, or **61%** AMI for a household of 3.

					
	<i>Annual income limit and hourly wage for a household of 3</i>	<i>Rent limit (2-bedroom)</i>	<i>Est. number of renter households</i>	<i>Job examples for 1-worker households</i>	<i>Job examples for 2-worker households</i>
<b>50% AMI</b>	\$37,500/yr \$18.03/hr	\$937	28,859 hh (0-50% AMI)	Customer Service Rep Nursing Asst Landscaper	N/A
<b>60% AMI</b>	\$45,000 \$21.63	\$1,125	7,295 (51-60% AMI)	Office Clerk Industrial Truck Operator Secretary	1 full-time worker and 1 part-time worker
<b>80% AMI</b>	\$60,000 \$28.85	\$1,500	14,656 (61-80% AMI)	Heavy Truck Driver LPN Financial Agent	2 Fast Food Workers Retail Salesperson and Lobby Attendant Personal Care Aide and Restaurant Host
<b>120% AMI</b>	\$90,000 \$43.27	\$2,250	21,452 (81-120% AMI)	Registered Nurse Systems Analyst School Administrator	2 Office Clerks Heavy Truck Driver and Personal Care Aide Stocking and Metal Fabricator

Sources: Florida Housing Finance Corporation, 2025 Income and Rent Limits; Florida Department of Commerce, 2024 Occupational Employment and Wage Statistics (median wage by occupation in 2025 dollars); Shimberg Center for Housing Studies, Rental Market Study. Renter household counts exclude non-family, student-headed households.








## What does % Area Median Income (AMI) mean?

### Port St. Lucie Metro Area Workforce

Martin and Saint Lucie Counties

Median wage job: **\$46,021** per year, or **54%** AMI for a household of 3.






					
	<i>Annual income limit and hourly wage for a household of 3</i>	<i>Rent limit (2-bedroom)</i>	<i>Est. number of renter households</i>	<i>Job examples for 1-worker households</i>	<i>Job examples for 2-worker households</i>
<b>50% AMI</b>	\$42,650/yr \$20.50/hr	\$1,066	18,837 hh (0-50% AMI)	Construction Laborer Food Prep Supervisor Light Truck Driver	1 full-time worker and 1 part-time worker
<b>60% AMI</b>	\$51,180 \$24.61	\$1,279	4,554 (51-60% AMI)	Bookkeeper Heavy Truck Driver Retail Supervisor	1 full-time worker and 1 part-time worker
<b>80% AMI</b>	\$68,240 \$32.81	\$1,706	6,568 (61-80% AMI)	Office Supervisor Construction Supervisor LPN	2 Retail Salespersons Customer Service Rep and Dining Attendant Cashier and Fast Food Cook
<b>120% AMI</b>	\$102,360 \$49.21	\$2,559	12,591 (81-120% AMI)	Construction Manager Speech Pathologist Admin Services Manager	2 Bookkeepers Office Clerk and Equipment Operator Utilities Meter Reader and Blending Operator

Sources: Florida Housing Finance Corporation, 2025 Income and Rent Limits; Florida Department of Commerce, 2024 Occupational Employment and Wage Statistics (median wage by occupation in 2025 dollars); Shimberg Center for Housing Studies, Rental Market Study. Renter household counts exclude non-family, student-headed households.

## What does % Area Median Income (AMI) mean?

### Sumter County Workforce

Median wage job: **\$45,850** per year, or **53%** AMI for a household of 3.

					
	<i>Annual income limit and hourly wage for a household of 3</i>	<i>Rent limit (2-bedroom)</i>	<i>Est. number of renter households</i>	<i>Job examples for 1-worker households</i>	<i>Job examples for 2-worker households</i>
<b>50% AMI</b>	\$43,050/yr \$20.70/hr	\$1,076	5,325 hh (0-50% AMI)	Office Clerk Construction Laborer Medical Asst	1 full-time worker and 1 part-time worker
<b>60% AMI</b>	\$51,660 \$24.84	\$1,291	999 (51-60% AMI)	Heavy Truck Driver Bookkeeper Equipment Operator	1 full-time worker and 1 part-time worker
<b>80% AMI</b>	\$68,880 \$33.12	\$1,722	1,215 (61-80% AMI)	Construction Supervisor Real Estate Agent Correctional Supervisor	2 Retail Salespersons Production Helper and Personal Care Aide Farmworker and Floral Designer
<b>120% AMI</b>	\$103,320 \$49.67	\$2,583	1,610 (81-120% AMI)	Civil Engineer Dental Hygienist Occupational Therapist	2 Heavy Truck Drivers Pest Control Worker and Plumber Tax Examiner and Title Examiner

Sources: Florida Housing Finance Corporation, 2025 Income and Rent Limits; Florida Department of Commerce, 2024 Occupational Employment and Wage Statistics (median wage by occupation in 2025 dollars); Shimberg Center for Housing Studies, Rental Market Study. Renter household counts exclude non-family, student-headed households.








## What does % Area Median Income (AMI) mean?

### Tallahassee Metro Area Workforce

Gadsden, Jefferson and Leon Counties

Median wage job: **\$46,982** per year, or **57%** AMI for a household of 3.

					
	<i>Annual income limit and hourly wage for a household of 3</i>	<i>Rent limit (2-bedroom)</i>	<i>Est. number of renter households</i>	<i>Job examples for 1-worker households</i>	<i>Job examples for 2-worker households</i>
<b>50% AMI</b>	\$41,550/yr \$19.98/hr	\$1,038	28,300 hh (0-50% AMI)	Office Clerk Secretary Maintenance Worker	1 full-time worker and 1 part-time worker
<b>60% AMI</b>	\$49,860 \$23.97	\$1,246	4,396 (51-60% AMI)	Bookkeeper Tech Support Heavy Truck Driver	1 full-time worker and 1 part-time worker
<b>80% AMI</b>	\$66,480 \$31.96	\$1,662	11,445 (61-80% AMI)	Accountant Office Supervisor Construction Supervisor	2 Retail Salespersons Stocker and Waiter Construction Laborer and Fast Food Worker
<b>120% AMI</b>	\$99,720 \$47.94	\$2,493	13,894 (81-120% AMI)	Operations Manager Construction Manager Police Supervisor	2 Bookkeepers Service Sales Rep and Secretary Roofer and Financial Agent

Sources: Florida Housing Finance Corporation, 2025 Income and Rent Limits; Florida Department of Commerce, 2024 Occupational Employment and Wage Statistics (median wage by occupation in 2025 dollars); Shimberg Center for Housing Studies, Rental Market Study. Renter household counts exclude non-family, student-headed households.








## What does % Area Median Income (AMI) mean?

# Tampa-St. Petersburg-Clearwater Metro Area Workforce

Hernando, Hillsborough, Pasco and Pinellas Counties

Median wage job: **\$48,989** per year, or **52%** AMI for a household of 3.






					
	<i>Annual income limit and hourly wage for a household of 3</i>	<i>Rent limit (2-bedroom)</i>	<i>Est. number of renter households</i>	<i>Job examples for 1-worker households</i>	<i>Job examples for 2-worker households</i>
<b>50% AMI</b>	\$46,950/yr \$22.57/hr	\$1,173	157,010 hh (0-50% AMI)	Office Clerk Maintenance Worker Secretary	1 full-time worker and 1 part-time worker
<b>60% AMI</b>	\$56,340 \$27.09	\$1,408	32,702 (51-60% AMI)	Bookkeeper Heavy Truck Driver Electrician	1 full-time worker and 1 part-time worker 2 minimum wage workers
<b>80% AMI</b>	\$75,120 \$36.12	\$1,878	63,522 (61-80% AMI)	Construction Supervisor Claims Adjuster Purchasing Agent	2 Stockers Janitor and Laborer Customer Service Rep and Dining Attendant
<b>120% AMI</b>	\$112,680 \$54.17	\$2,817	108,071 (81-120% AMI)	Operations Manager Systems Analyst Construction Manager	2 Bookkeepers Service Sales Rep and Secretary Fast Food Worker and Financial Analyst

Sources: Florida Housing Finance Corporation, 2025 Income and Rent Limits; Florida Department of Commerce, 2024 Occupational Employment and Wage Statistics (median wage by occupation in 2025 dollars); Shimberg Center for Housing Studies, Rental Market Study. Renter household counts exclude non-family, student-headed households.

## What does % Area Median Income (AMI) mean?

### Volusia County Workforce

Median wage job: **\$42,860** per year, or **53%** AMI for a household of 3.

					
	<i>Annual income limit and hourly wage for a household of 3</i>	<i>Rent limit (2-bedroom)</i>	<i>Est. number of renter households</i>	<i>Job examples for 1-worker households</i>	<i>Job examples for 2-worker households</i>
<b>50% AMI</b>	\$40,700/yr \$19.57/hr	\$1,017	22,676 hh (0-50% AMI)	Stocker Office Clerk Customer Service Rep	1 full-time worker and 1 part-time worker
<b>60% AMI</b>	\$48,840 \$23.48	\$1,221	6,200 (51-60% AMI)	Retail Supervisor Bookkeeper Heavy Truck Driver	1 full-time worker and 1 part-time worker
<b>80% AMI</b>	\$65,120 \$31.31	\$1,628	10,028 (61-80% AMI)	Office Supervisor HR Specialist LPN	2 Retail Salespersons Driver/Sales Worker and Fast Food Worker Food Prep Worker and Rstrnt. Host
<b>120% AMI</b>	\$97,680 \$46.96	\$2,442	14,769 (81-120% AMI)	Operations Manager Admin Services Manager Systems Analyst	2 Retail Supervisors Retail Salesperson and Service Sales Rep Office Clerk and Legal Asst

Sources: Florida Housing Finance Corporation, 2025 Income and Rent Limits; Florida Department of Commerce, 2024 Occupational Employment and Wage Statistics (median wage by occupation in 2025 dollars); Shimberg Center for Housing Studies, Rental Market Study. Renter household counts exclude non-family, student-headed households.