






What does % Area Median Income (AMI) mean?

Broward County Workforce

Median wage job: **\$49,203** per year, or **47%** AMI for a household of 3.

| |  |  |  |  |  |
|-----------------|---|---|--|---|---|
| | <i>Annual income limit and hourly wage for a household of 3</i> | <i>Rent limit (2-bedroom)</i> | <i>Est. number of renter households</i> | <i>Job examples for 1-worker households</i> | <i>Job examples for 2-worker households</i> |
| 50% AMI | \$51,850/yr \$24.93/hr | \$1,296 | 96,512 hh (0-50% AMI) | Bookkeeper Retail Supervisor Carpenter | 1 full-time worker and 1 part-time worker |
| 60% AMI | \$62,220 \$29.91 | \$1,555 | 24,093 (51-60% AMI) | Manufacturing Sales Rep Service Sales Rep Insurance Sales Agent | 1 full-time worker and 1 part-time worker 2 minimum wage workers |
| 80% AMI | \$82,960 \$39.88 | \$2,074 | 38,965 (61-80% AMI) | Accountant Construction Supervisor Market Analyst | 2 Customer Service Reps Real Estate Agent and Retail Salesperson Carpenter and Cashier |
| 120% AMI | \$124,440 \$59.83 | \$3,111 | 64,641 (81-120% AMI) | Health Services Manager Construction Manager Firefighter Supervisor | 2 Manufacturing Sales Reps Registered Nurse and Retail Salesperson Heavy Truck Driver and HR Specialist |

Sources: Florida Housing Finance Corporation, 2025 Income and Rent Limits; Florida Department of Commerce, 2024 Occupational Employment and Wage Statistics (median wage by occupation in 2025 dollars); Shimberg Center for Housing Studies, Rental Market Study. Renter household counts exclude non-family, student-headed households.

