






## What does % Area Median Income (AMI) mean?

### Gainesville Metro Area Workforce

Alachua and Gilchrist Counties

Median wage job: **\$48,199** per year, or **51%** AMI for a household of 3.

					
	<i>Annual income limit and hourly wage for a household of 3</i>	<i>Rent limit (2-bedroom)</i>	<i>Est. number of renter households</i>	<i>Job examples for 1-worker households</i>	<i>Job examples for 2-worker households</i>
<b>50% AMI</b>	\$46,800/yr \$22.50/hr	\$1,170	27,996 hh (0-50% AMI)	Office Clerk Nursing Asst Secretary	1 full-time worker and 1 part-time worker
<b>60% AMI</b>	\$56,160 \$27.00	\$1,404	3,049 (51-60% AMI)	Educational Counselor Service Sales Rep Electrician	1 full-time worker and 1 part-time worker 2 minimum wage workers
<b>80% AMI</b>	\$74,880 \$36.00	\$1,872	8,829 (61-80% AMI)	Radiology Technician Admin Services Manager Social Worker	2 Stockers Retail Salesperson and Secretary Janitor and Laborer
<b>120% AMI</b>	\$112,320 \$54.00	\$2,808	10,607 (81-120% AMI)	Lawyer Physical Therapist Info Security Analyst	2 Educational Counselors Heavy Truck Driver and HR Specialist Industrial Truck Operator and Insurance Sales Agent

Sources: Florida Housing Finance Corporation, 2025 Income and Rent Limits; Florida Department of Commerce, 2024 Occupational Employment and Wage Statistics (median wage by occupation in 2025 dollars); Shimberg Center for Housing Studies, Rental Market Study. Renter household counts exclude non-family, student-headed households.

