






What does % Area Median Income (AMI) mean?

Jacksonville Metro Area Workforce

Clay, Duval, Nassau and Saint Johns Counties

Median wage job: **\$48,284** per year, or **52%** AMI for a household of 3.

| |  |  |  |  |  |
|-----------------|---|---|--|---|---|
| | <i>Annual income limit and hourly wage for a household of 3</i> | <i>Rent limit (2-bedroom)</i> | <i>Est. number of renter households</i> | <i>Job examples for 1-worker households</i> | <i>Job examples for 2-worker households</i> |
| 50% AMI | \$46,150/yr \$22.19/hr | \$1,153 | 87,441 hh (0-50% AMI) | Office Clerk Secretary Inventory Clerk | 1 full-time worker and 1 part-time worker |
| 60% AMI | \$55,380 \$26.62 | \$1,384 | 20,358 (51-60% AMI) | Industrial Truck Operator HVAC Technician Plumber | 1 full-time worker and 1 part-time worker 2 minimum wage workers |
| 80% AMI | \$73,840 \$35.50 | \$1,846 | 30,933 (61-80% AMI) | Construction Supervisor Police Officer Purchasing Agent | 2 Cooks Retail Salesperson and Security Guard Cashier and Construction Laborer |
| 120% AMI | \$110,760 \$53.25 | \$2,769 | 50,227 (81-120% AMI) | Operations Manager Systems Analyst Health Services Manager | 2 Industrial Truck Operators Food Prep Supervisor and Office Supervisor Service Sales Rep and Secretary |

Sources: Florida Housing Finance Corporation, 2025 Income and Rent Limits; Florida Department of Commerce, 2024 Occupational Employment and Wage Statistics (median wage by occupation in 2025 dollars); Shimberg Center for Housing Studies, Rental Market Study. Renter household counts exclude non-family, student-headed households.

