






What does % Area Median Income (AMI) mean?

Lee County Workforce

Median wage job: **\$46,341** per year, or **50%** AMI for a household of 3.

					
	<i>Annual income limit and hourly wage for a household of 3</i>	<i>Rent limit (2-bedroom)</i>	<i>Est. number of renter households</i>	<i>Job examples for 1-worker households</i>	<i>Job examples for 2-worker households</i>
50% AMI	\$45,950/yr \$22.09/hr	\$1,148	30,502 hh (0-50% AMI)	Office Clerk Secretary Food Prep Supervisor	1 full-time worker and 1 part-time worker
60% AMI	\$55,140 \$26.51	\$1,378	6,622 (51-60% AMI)	Heavy Truck Driver Electrician Plumber	1 full-time worker and 1 part-time worker 2 minimum wage workers
80% AMI	\$73,520 \$35.35	\$1,838	14,050 (61-80% AMI)	Construction Supervisor Mechanic Supervisor Firefighter	2 Stockers Retail Salesperson and Security Guard Customer Service Rep and Dining Attendant
120% AMI	\$110,280 \$53.02	\$2,757	25,394 (81-120% AMI)	Health Services Manager Physical Therapist Civil Engineer	2 Heavy Truck Drivers Roofer and Service Sales Rep Food Prep Supervisor and Office Supervisor

Sources: Florida Housing Finance Corporation, 2025 Income and Rent Limits; Florida Department of Commerce, 2024 Occupational Employment and Wage Statistics (median wage by occupation in 2025 dollars); Shimberg Center for Housing Studies, Rental Market Study. Renter household counts exclude non-family, student-headed households.