






## What does % Area Median Income (AMI) mean?

### Palm Beach County Workforce

Median wage job: **\$49,203** per year, or **47%** AMI for a household of 3.

					
	<i>Annual income limit and hourly wage for a household of 3</i>	<i>Rent limit (2-bedroom)</i>	<i>Est. number of renter households</i>	<i>Job examples for 1-worker households</i>	<i>Job examples for 2-worker households</i>
<b>50% AMI</b>	\$52,600/yr \$25.29/hr	\$1,315	72,560 hh (0-50% AMI)	Bookkeeper Heavy Truck Driver Retail Supervisor	1 full-time worker and 1 part-time worker
<b>60% AMI</b>	\$63,120 \$30.35	\$1,578	14,827 (51-60% AMI)	Manufacturing Sales Rep Service Sales Rep Insurance Sales Agent	1 full-time worker and 1 part-time worker 2 minimum wage workers
<b>80% AMI</b>	\$84,160 \$40.46	\$2,104	26,471 (61-80% AMI)	Accountant Market Analyst Compliance Officer	2 Customer Service Reps Secretary and Security Guard Real Estate Agent and Retail Salesperson
<b>120% AMI</b>	\$126,240 \$60.69	\$3,156	41,746 (81-120% AMI)	Health Services Manager Construction Manager Firefighter Supervisor	2 Manufacturing Sales Reps Registered Nurse and Retail Salesperson Heavy Truck Driver and HR Specialist

Sources: Florida Housing Finance Corporation, 2025 Income and Rent Limits; Florida Department of Commerce, 2024 Occupational Employment and Wage Statistics (median wage by occupation in 2025 dollars); Shimberg Center for Housing Studies, Rental Market Study. Renter household counts exclude non-family, student-headed households.

