






What does % Area Median Income (AMI) mean?

Pensacola-Ferry Pass-Brent Metro Area Workforce

Escambia and Santa Rosa Counties

Median wage job: **\$46,192** per year, or **52%** AMI for a household of 3.

| |  |  |  |  |  |
|-----------------|---|---|--|---|---|
| | <i>Annual income limit and hourly wage for a household of 3</i> | <i>Rent limit (2-bedroom)</i> | <i>Est. number of renter households</i> | <i>Job examples for 1-worker households</i> | <i>Job examples for 2-worker households</i> |
| 50% AMI | \$44,150/yr \$21.23/hr | \$1,103 | 22,032 hh (0-50% AMI) | Customer Service Rep Maintenance Worker Secretary | 1 full-time worker and 1 part-time worker |
| 60% AMI | \$52,980 \$25.47 | \$1,324 | 4,722 (51-60% AMI) | Heavy Truck Driver Correctional Officer HVAC Technician | 1 full-time worker and 1 part-time worker |
| 80% AMI | \$70,640 \$33.96 | \$1,766 | 8,181 (61-80% AMI) | Construction Supervisor Mechanic Supervisor Training Specialist | 2 Stockers Retail Salesperson and Security Guard Janitor and Laborer |
| 120% AMI | \$105,960 \$50.94 | \$2,649 | 15,484 (81-120% AMI) | Operations Manager Project Manager Health Services Manager | 2 Heavy Truck Drivers Educational Counselor and Electrician Construction Painter and Legal Asst |

Sources: Florida Housing Finance Corporation, 2025 Income and Rent Limits; Florida Department of Commerce, 2024 Occupational Employment and Wage Statistics (median wage by occupation in 2025 dollars); Shimberg Center for Housing Studies, Rental Market Study. Renter household counts exclude non-family, student-headed households.