






What does % Area Median Income (AMI) mean?

Polk County Workforce

Median wage job: **\$45,807** per year, or **61%** AMI for a household of 3.

					
	<i>Annual income limit and hourly wage for a household of 3</i>	<i>Rent limit (2-bedroom)</i>	<i>Est. number of renter households</i>	<i>Job examples for 1-worker households</i>	<i>Job examples for 2-worker households</i>
50% AMI	\$37,500/yr \$18.03/hr	\$937	28,859 hh (0-50% AMI)	Customer Service Rep Nursing Asst Landscaper	N/A
60% AMI	\$45,000 \$21.63	\$1,125	7,295 (51-60% AMI)	Office Clerk Industrial Truck Operator Secretary	1 full-time worker and 1 part-time worker
80% AMI	\$60,000 \$28.85	\$1,500	14,656 (61-80% AMI)	Heavy Truck Driver LPN Financial Agent	2 Fast Food Workers Retail Salesperson and Lobby Attendant Personal Care Aide and Restaurant Host
120% AMI	\$90,000 \$43.27	\$2,250	21,452 (81-120% AMI)	Registered Nurse Systems Analyst School Administrator	2 Office Clerks Heavy Truck Driver and Personal Care Aide Stocking and Metal Fabricator

Sources: Florida Housing Finance Corporation, 2025 Income and Rent Limits; Florida Department of Commerce, 2024 Occupational Employment and Wage Statistics (median wage by occupation in 2025 dollars); Shimberg Center for Housing Studies, Rental Market Study. Renter household counts exclude non-family, student-headed households.

