






What does % Area Median Income (AMI) mean?

Port St. Lucie Metro Area Workforce

Martin and Saint Lucie Counties

Median wage job: **\$46,021** per year, or **54%** AMI for a household of 3.

					
	<i>Annual income limit and hourly wage for a household of 3</i>	<i>Rent limit (2-bedroom)</i>	<i>Est. number of renter households</i>	<i>Job examples for 1-worker households</i>	<i>Job examples for 2-worker households</i>
50% AMI	\$42,650/yr \$20.50/hr	\$1,066	18,837 hh (0-50% AMI)	Construction Laborer Food Prep Supervisor Light Truck Driver	1 full-time worker and 1 part-time worker
60% AMI	\$51,180 \$24.61	\$1,279	4,554 (51-60% AMI)	Bookkeeper Heavy Truck Driver Retail Supervisor	1 full-time worker and 1 part-time worker
80% AMI	\$68,240 \$32.81	\$1,706	6,568 (61-80% AMI)	Office Supervisor Construction Supervisor LPN	2 Retail Salespersons Customer Service Rep and Dining Attendant Cashier and Fast Food Cook
120% AMI	\$102,360 \$49.21	\$2,559	12,591 (81-120% AMI)	Construction Manager Speech Pathologist Admin Services Manager	2 Bookkeepers Office Clerk and Equipment Operator Utilities Meter Reader and Blending Operator

Sources: Florida Housing Finance Corporation, 2025 Income and Rent Limits; Florida Department of Commerce, 2024 Occupational Employment and Wage Statistics (median wage by occupation in 2025 dollars); Shimberg Center for Housing Studies, Rental Market Study. Renter household counts exclude non-family, student-headed households.