






What does % Area Median Income (AMI) mean?

Broward County Workforce

Median wage job: **\$45,243** per year, or **52%** AMI for a household of 3.

					
	<i>Annual income limit and hourly wage for household of 3</i>	<i>Rent limit (2 bedroom)</i>	<i>Renter households</i>	<i>Job examples, 1-worker household</i>	<i>Job examples, 2-worker household</i>
50% AMI	\$43,200/yr \$20.77/hr	\$1,080/mo	91,570 hh (0-50% AMI)	Office Clerk Secretary Maintenance Worker	1 full-time worker and 1 part-time worker
60% AMI	\$51,840 \$24.92	\$1,296	21,490 (50-60% AMI)	Heavy Truck Driver Retail Supervisor Auto Technician	1 full-time worker and 1 part-time worker 2 minimum wage workers
80% AMI	\$69,120 \$33.23	\$1,728	40,615 (60-80% AMI)	Office Supervisor Property Manager HR Specialist	2 Stockers Janitor & Landscaper Customer Service Rep & Dining Attendant
120% AMI	\$103,680 \$49.85	\$2,592	64,077 (80-120% AMI)	Speech Pathologist Occupational Therapist Industrial Engineer	2 Heavy Truck Drivers Retail Salesperson & Financial Agent Office Clerk & Legal Asst

Sources: Florida Housing Finance Corporation, 2023 Income and Rent Limits; Florida Department of Commerce, 2022 Occupational Employment and Wage Statistics (median wage by occupation in 2023 dollars); Shimberg Center for Housing Studies, Rental Market Study. Renter household counts exclude non-family, student-headed households.