






What does % Area Median Income (AMI) mean?

Charlotte County Workforce

Median wage job: **\$38,485** per year, or **56%** AMI for a household of 3.

| |  |  |  |  |  |
|-----------------|---|---|--|---|--|
| | <i>Annual income limit and hourly wage for household of 3</i> | <i>Rent limit (2 bedroom)</i> | <i>Renter households</i> | <i>Job examples, 1-worker household</i> | <i>Job examples, 2-worker household</i> |
| 50% AMI | \$34,550/yr \$16.61/hr | \$863/mo | 5,259 hh (0-50% AMI) | Receptionist Nursing Asst Landscaper | N/A |
| 60% AMI | \$41,460 \$19.93 | \$1,036 | 1,007 (50-60% AMI) | Office Clerk Pharmacy Tech Maintenance Worker | 1 full-time worker and 1 part-time worker |
| 80% AMI | \$55,280 \$26.58 | \$1,382 | 2,906 (60-80% AMI) | Office Supervisor Postal Worker Legal Asst | 2 Cashiers Dining Attendant & Dishwasher Farmworker & Fast Food Worker |
| 120% AMI | \$82,920 \$39.87 | \$2,073 | 3,483 (80-120% AMI) | Registered Nurse Dental Hygienist Aircraft Mechanic | 2 Office Clerks Med Asst & Med Records Specialist Engine Mechanic & Building Painter |

Sources: Florida Housing Finance Corporation, 2023 Income and Rent Limits; Florida Department of Commerce, 2022 Occupational Employment and Wage Statistics (median wage by occupation in 2023 dollars); Shimberg Center for Housing Studies, Rental Market Study. Renter household counts exclude non-family, student-headed households.