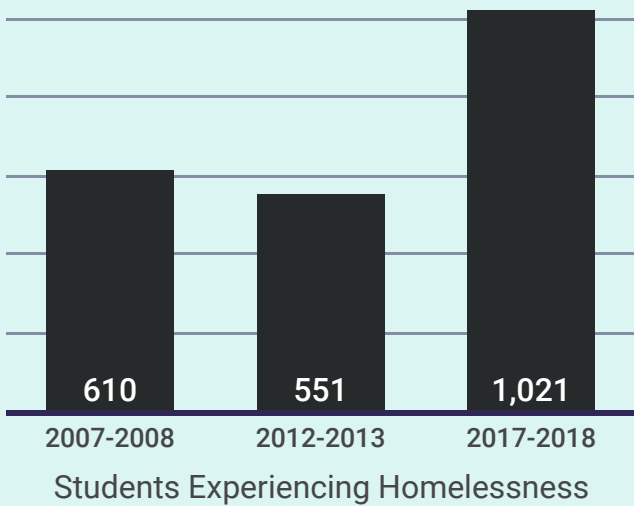


STUDENTS EXPERIENCING HOMELESSNESS IN ALACHUA COUNTY: AN UPDATE

The number of students experiencing homelessness in Alachua County increased by 67% in the last decade



Why?

Affordable housing shortage

Only 29 rental units are affordable & available per 100 extremely low-income renters

Better identification

School staff are reaching out to students who are doubled up or in shelters and motels

1,021 students experienced homelessness in Alachua County in 2017-2018




953

lived with a parent or guardian

68

unaccompanied youth

Most students experiencing homelessness are doubled up with family and friends

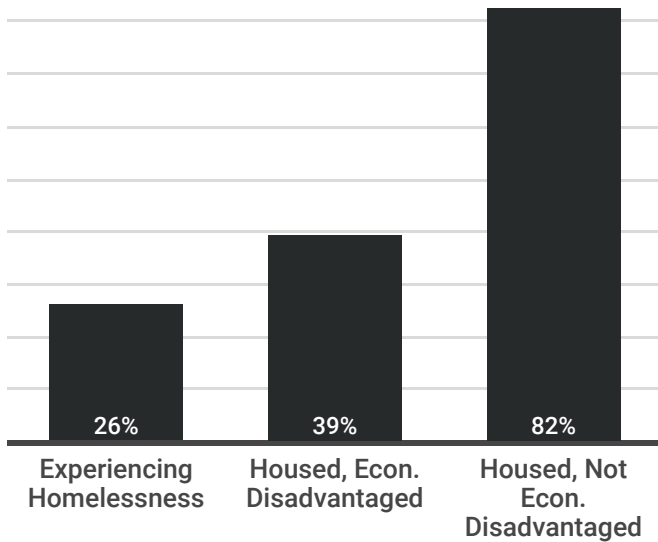


Students Experiencing Homelessness by Nighttime Residence, 2017-2018

Students experiencing homelessness lag behind their peers, including students who are economically disadvantaged but housed

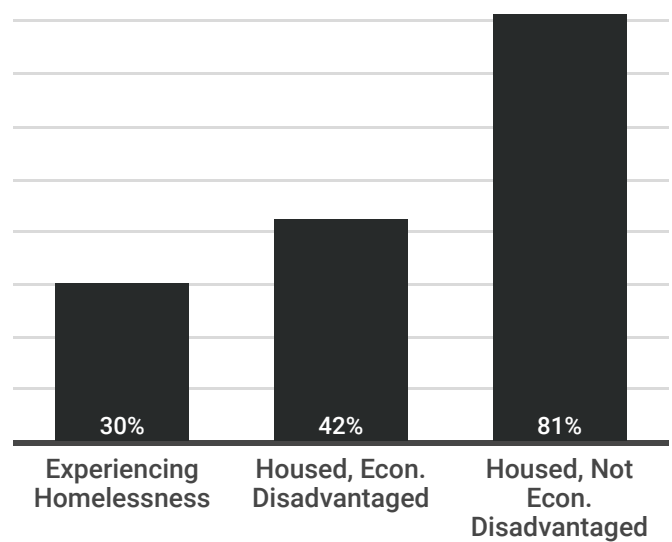
English Language Arts FSA Test

% Scoring 3 or higher



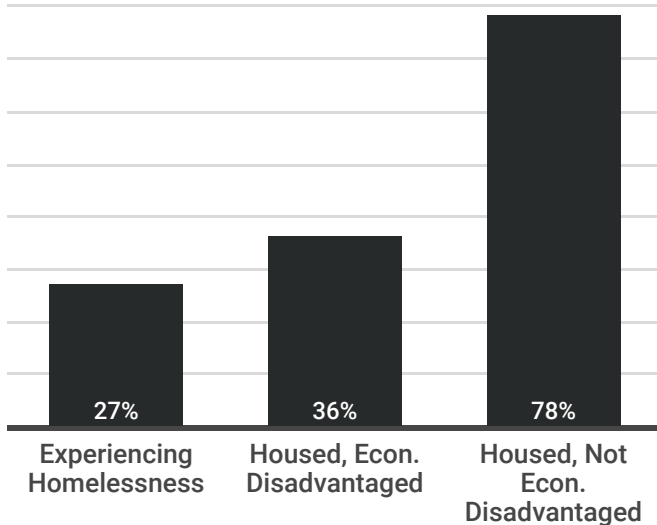
Math FSA Test

% Scoring 3 or higher

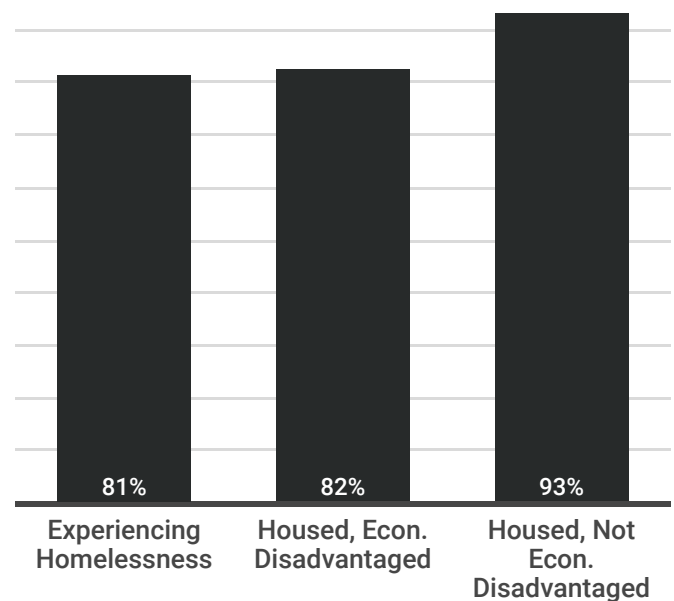


Science Statewide Assessment Test

% Scoring 3 or higher



High School Graduation Rate



Data sources: Florida Department of Education, PK-20 Education Information Portal; Shimberg Center analysis of U.S. Census Bureau, 2013-2017 American Community Survey

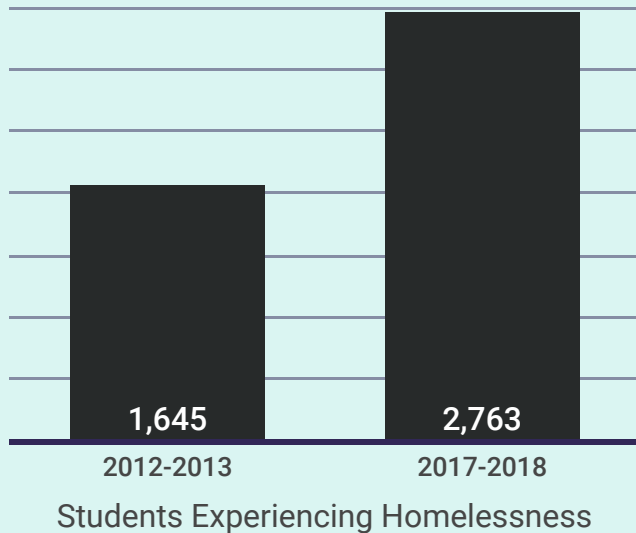
Contact: Shimberg Center for Housing Studies, 352-273-1192, www.shimberg.ufl.edu

Miami Homes for All, 786-574-2061, www.miamihomesforall.org

Made possible by JPMORGAN CHASE & CO.

STUDENTS EXPERIENCING HOMELESSNESS IN BREVARD COUNTY: AN UPDATE

The number of students experiencing homelessness in Brevard County increased by 68% in 5 years



Why?

Affordable housing shortage

Only 26 rental units are affordable & available per 100 extremely low-income renters

Better identification

School staff are reaching out to students who are doubled up or in shelters and motels

Natural disasters

Hurricanes were the cause of homelessness for 1/6 of students identified in 2017-2018

2,763 students experienced homelessness in Brevard County in 2017-2018



2,536

lived with a parent or guardian

227

unaccompanied youth

Most students experiencing homelessness are doubled up with family and friends





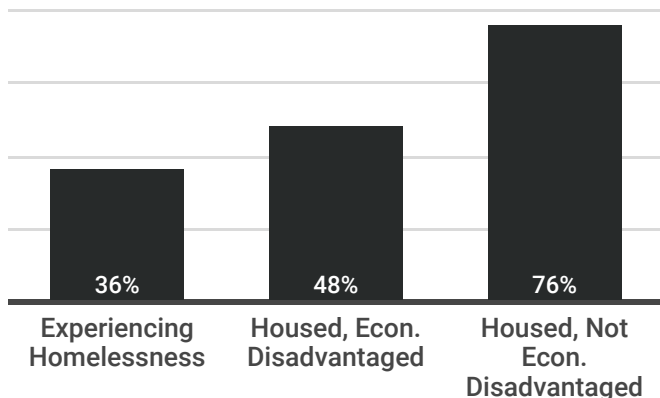
454

Students experienced homelessness because of hurricanes in 2017-2018

Students experiencing homelessness lag behind their peers, including students who are economically disadvantaged but housed

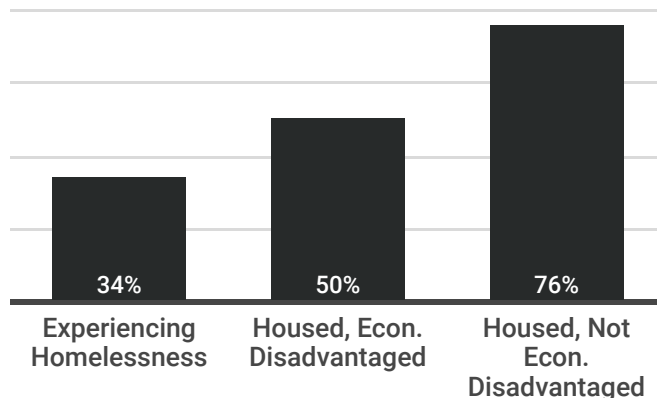
English Language Arts FSA Test

% Scoring 3 or higher



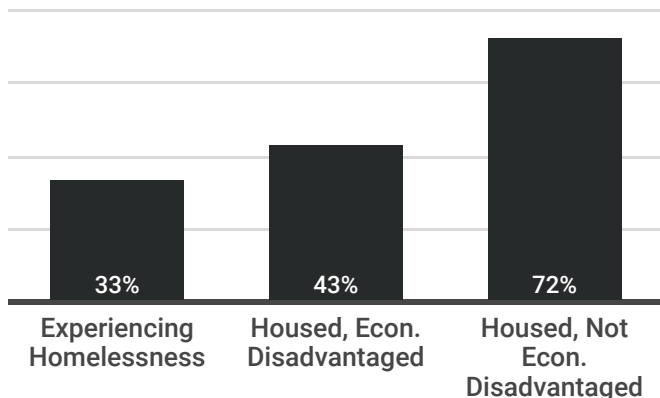
Math FSA Test

% Scoring 3 or higher

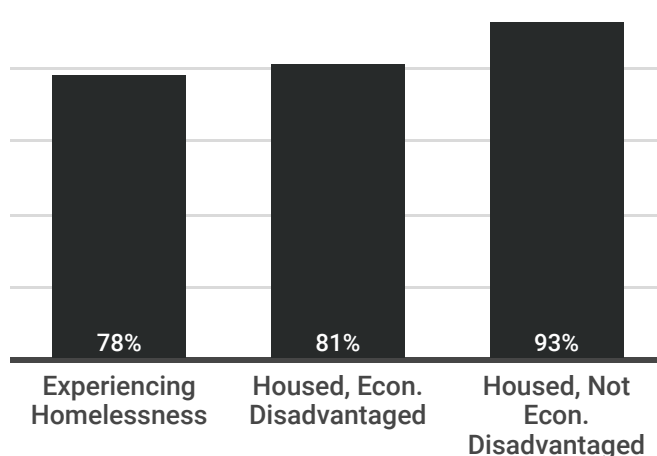


Science Statewide Assessment Test

% Scoring 3 or higher



High School Graduation Rate



Data sources: Florida Department of Education, PK-20 Education Information Portal; Shimberg Center analysis of U.S. Census Bureau, 2013-2017 American Community Survey

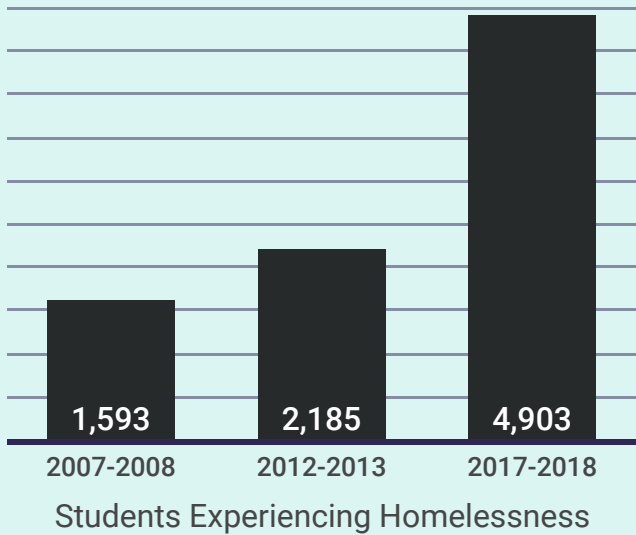
Contact: Shimberg Center for Housing Studies, 352-273-1192, www.shimberg.ufl.edu

Miami Homes for All, 786-574-2061, www.miamihomesforall.org

Made possible by JPMORGAN CHASE & CO.

STUDENTS EXPERIENCING HOMELESSNESS IN BROWARD COUNTY: AN UPDATE

The number of students experiencing homelessness in Broward County tripled in the last decade



Why?

Affordable housing shortage

Only 15 rental units are affordable & available per 100 extremely low-income renters

Better identification

School staff are reaching out to students who are doubled up or in shelters and motels

Natural disasters

Hurricanes were the cause of homelessness for 1/4 of students identified in 2017-2018

4,903 students experienced homelessness in Broward County in 2017-2018




4,568

lived with a parent or guardian

335

unaccompanied youth

Most students experiencing homelessness are doubled up with family and friends



Students Experiencing Homelessness by Nighttime Residence, 2017-2018



1,317

Students experienced homelessness because of hurricanes in 2017-2018

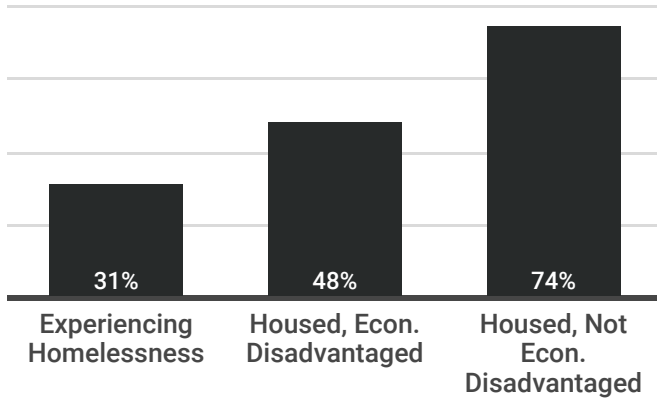
793

of these students moved to Broward County from Puerto Rico after Hurricane Maria

Students experiencing homelessness lag behind their peers, including students who are economically disadvantaged but housed

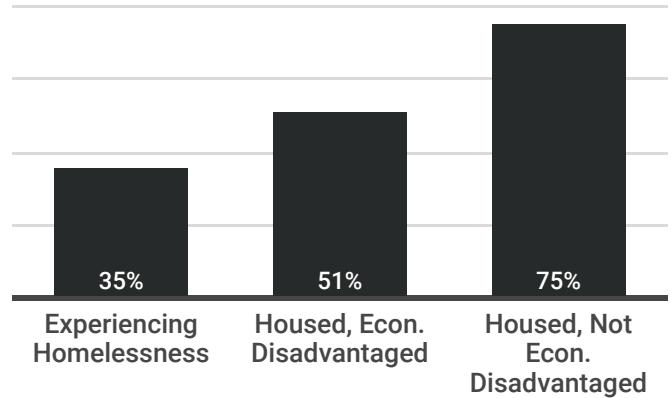
English Language Arts FSA Test

% Scoring 3 or higher



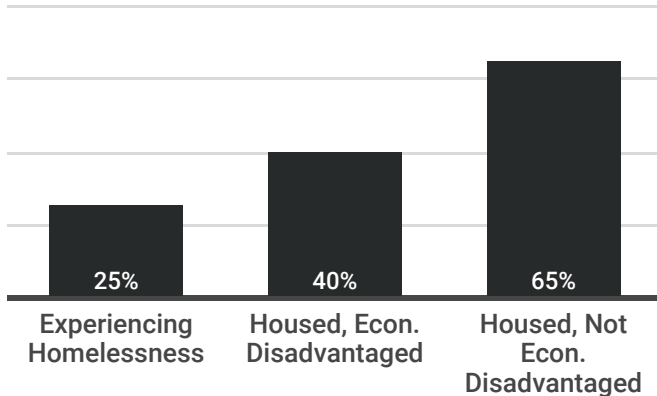
Math FSA Test

% Scoring 3 or higher

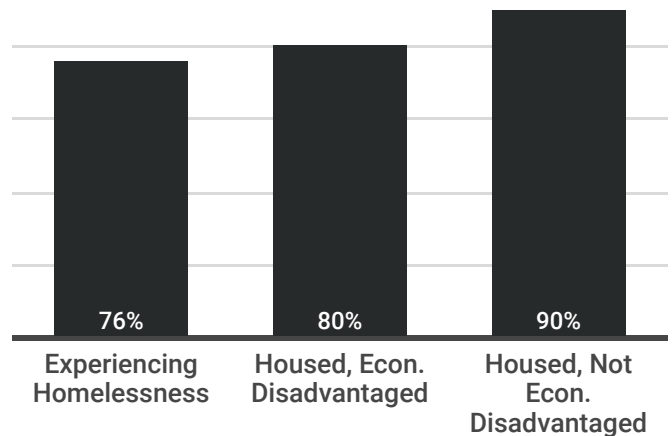


Science Statewide Assessment Test

% Scoring 3 or higher



High School Graduation Rate



Data sources: Florida Department of Education, PK-20 Education Information Portal; Shimberg Center analysis of U.S. Census Bureau, 2013-2017 American Community Survey

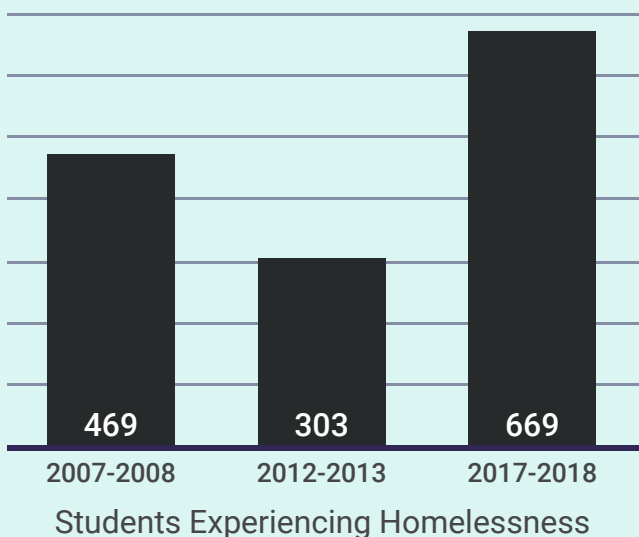
Contact: Shimberg Center for Housing Studies, 352-273-1192, www.shimberg.ufl.edu

Miami Homes for All, 786-574-2061, www.miamihomesforall.org

Made possible by JPMORGAN CHASE & CO.

STUDENTS EXPERIENCING HOMELESSNESS IN CITRUS COUNTY: AN UPDATE

The number of students experiencing homelessness in Citrus County increased by 40% in the last decade



Why?

Affordable housing shortage

Only 26 rental units are affordable & available per 100 extremely low-income renters

Better identification

School staff are reaching out to students who are doubled up or in shelters and motels

669 students experienced homelessness in Citrus County in 2017-2018




611

lived with a parent or guardian

58

unaccompanied youth

Most students experiencing homelessness are doubled up with family and friends

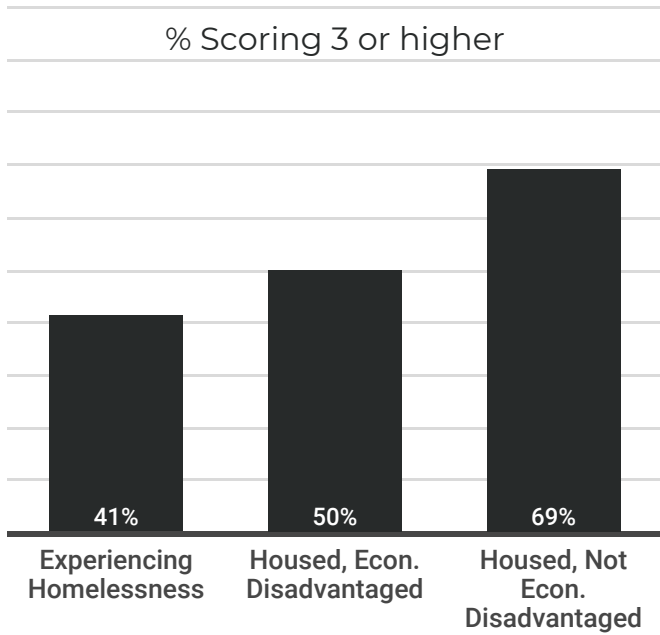


Students Experiencing Homelessness by Nighttime Residence, 2017-2018

Students experiencing homelessness lag behind their peers, including students who are economically disadvantaged but housed

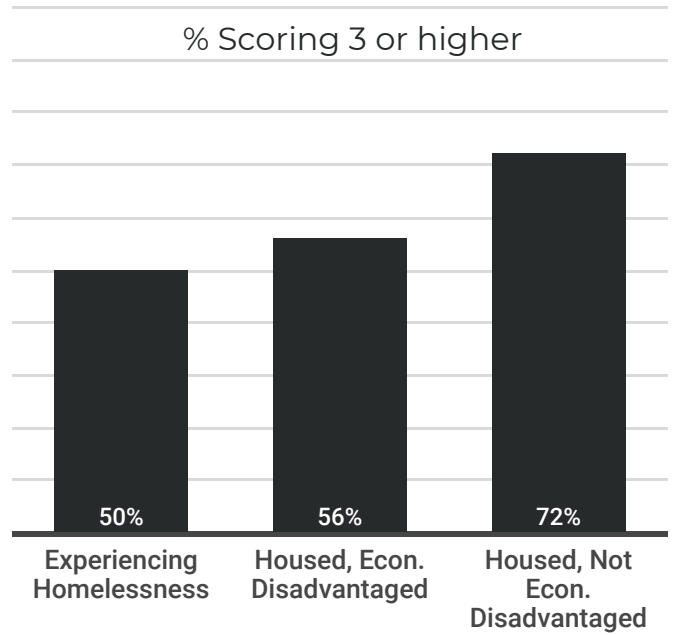
English Language Arts FSA Test

% Scoring 3 or higher



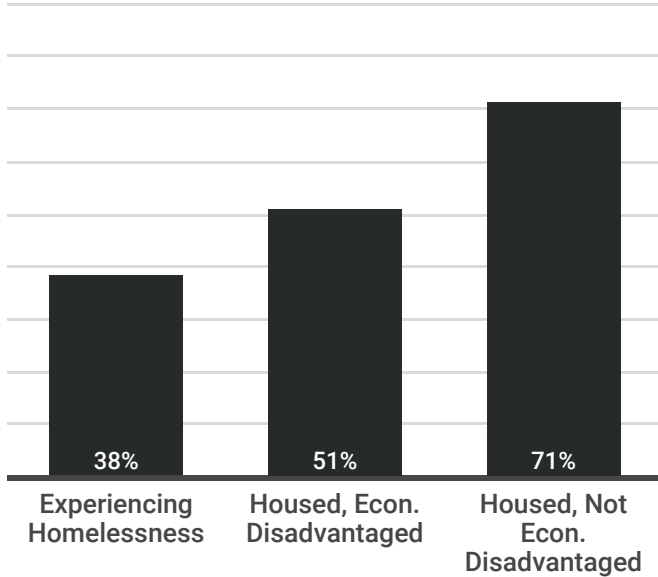
Math FSA Test

% Scoring 3 or higher

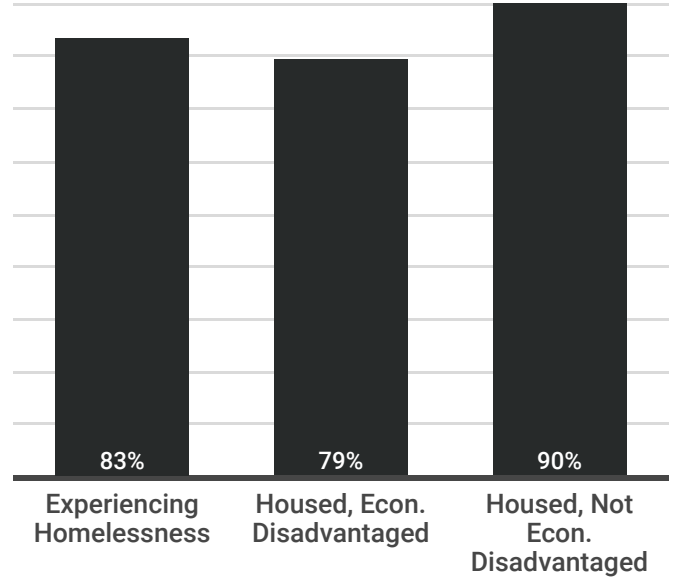


Science Statewide Assessment Test

% Scoring 3 or higher



High School Graduation Rate



Data sources: Florida Department of Education, PK-20 Education Information Portal; Shimberg Center analysis of U.S. Census Bureau, 2013-2017 American Community Survey

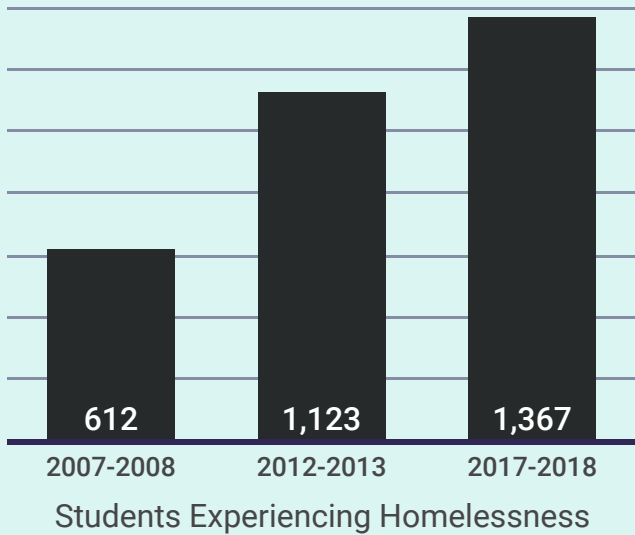
Contact: Shimberg Center for Housing Studies, 352-273-1192, www.shimberg.ufl.edu

Miami Homes for All, 786-574-2061, www.miamihomesforall.org

Made possible by JPMORGAN CHASE & CO.

STUDENTS EXPERIENCING HOMELESSNESS IN COLLIER COUNTY: AN UPDATE

The number of students experiencing homelessness in Collier County more than doubled in the last decade



Why?

Affordable housing shortage

Only 19 rental units are affordable & available per 100 extremely low-income renters

Better identification

School staff are reaching out to students who are doubled up or in shelters and motels

Natural disasters

Hurricanes were the cause of homelessness for more than 1/3 of students identified in 2017-2018

1,367 students experienced homelessness in Collier County in 2017-2018




1,026

lived with a parent or guardian

341

unaccompanied youth

Most students experiencing homelessness are doubled up with family and friends



Students Experiencing Homelessness by Nighttime Residence, 2017-2018



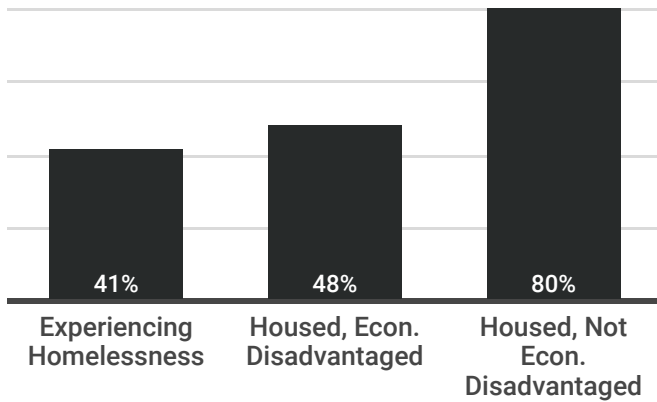
530

Students experienced homelessness because of hurricanes in 2017-2018

Students experiencing homelessness lag behind their peers, including students who are economically disadvantaged but housed

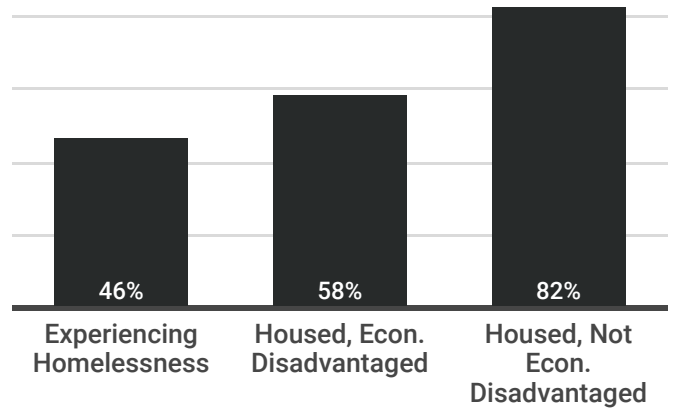
English Language Arts FSA Test

% Scoring 3 or higher



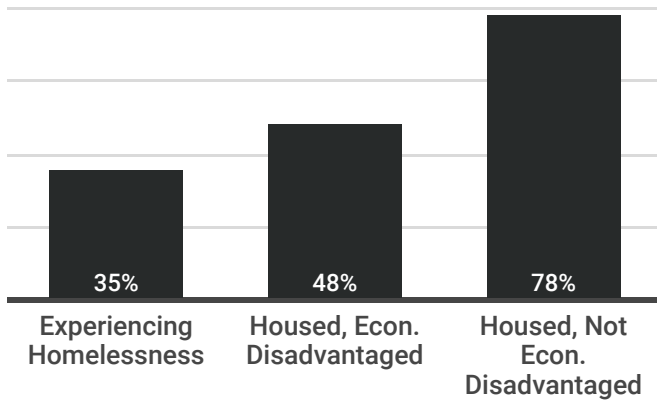
Math FSA Test

% Scoring 3 or higher

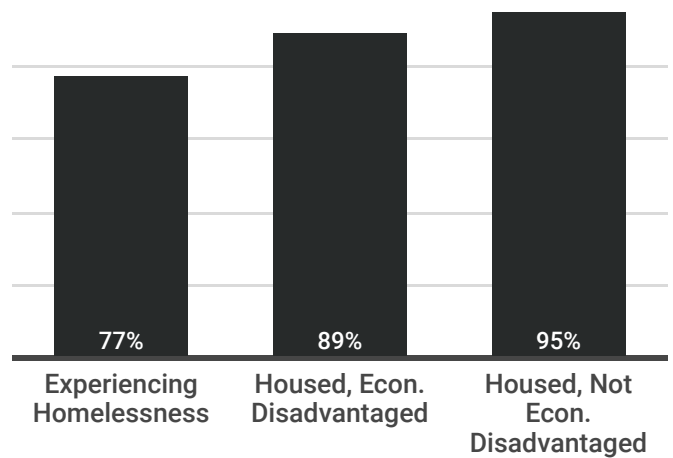


Science Statewide Assessment Test

% Scoring 3 or higher



High School Graduation Rate



Data sources: Florida Department of Education, PK-20 Education Information Portal; Shimberg Center analysis of U.S. Census Bureau, 2013-2017 American Community Survey

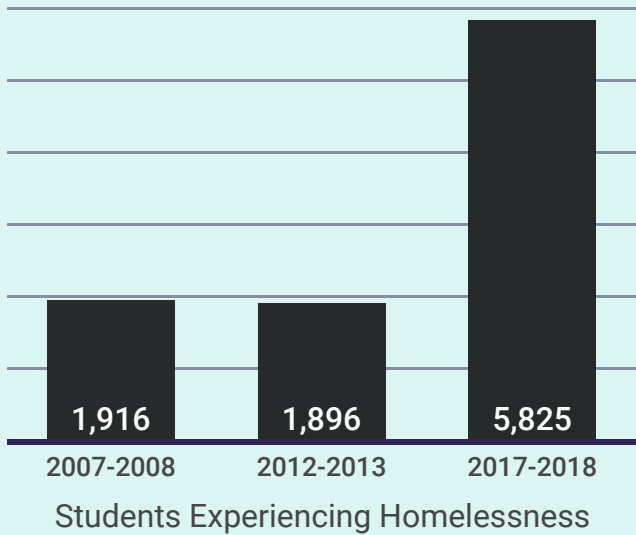
Contact: Shimberg Center for Housing Studies, 352-273-1192, www.shimberg.ufl.edu

Miami Homes for All, 786-574-2061, www.miamihomesforall.org

Made possible by JPMORGAN CHASE & CO.

STUDENTS EXPERIENCING HOMELESSNESS IN DUVAL COUNTY: AN UPDATE

The number of students experiencing homelessness in Duval County tripled in the last decade



Why?

Affordable housing shortage

Only 30 rental units are affordable & available per 100 extremely low-income renters

Better identification

School staff are reaching out to students who are doubled up or in shelters and motels

5,825 students experienced homelessness in Duval County in 2017-2018



5,148

lived with a parent or guardian

677

unaccompanied youth

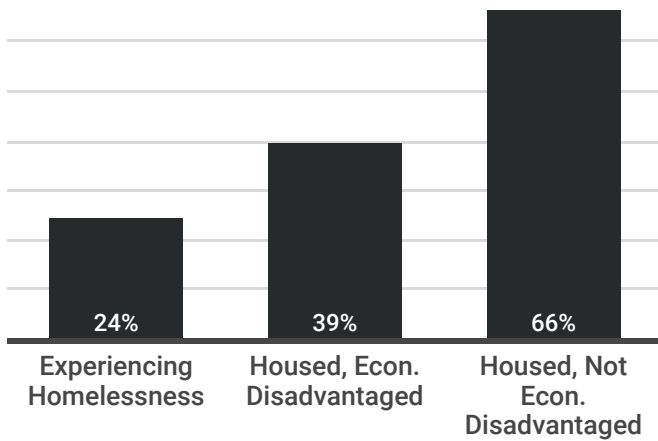
Most students experiencing homelessness are doubled up with family and friends



Students experiencing homelessness lag behind their peers, including students who are economically disadvantaged but housed

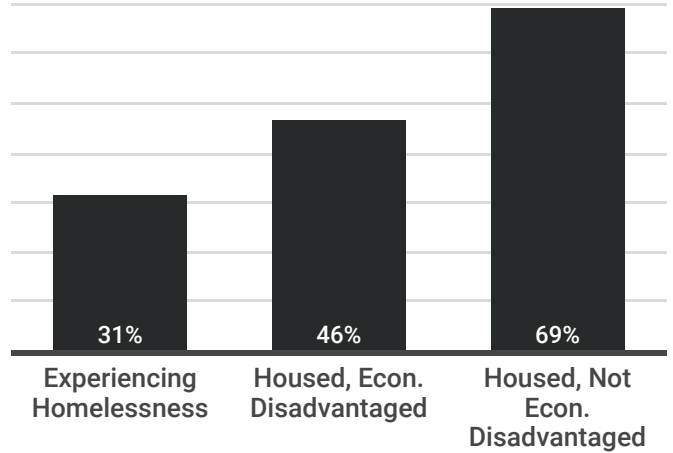
English Language Arts FSA Test

% Scoring 3 or higher



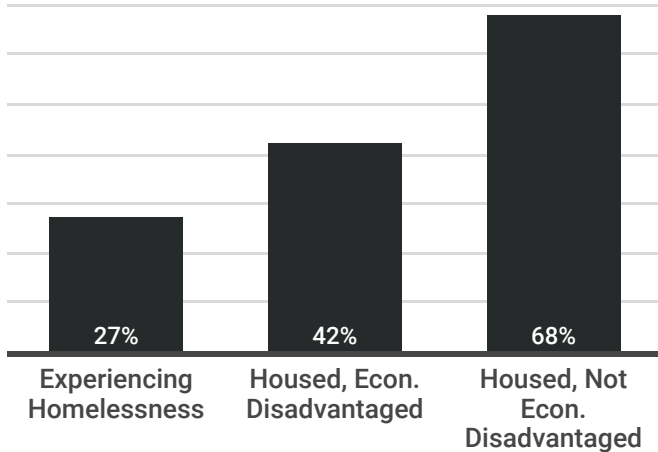
Math FSA Test

% Scoring 3 or higher

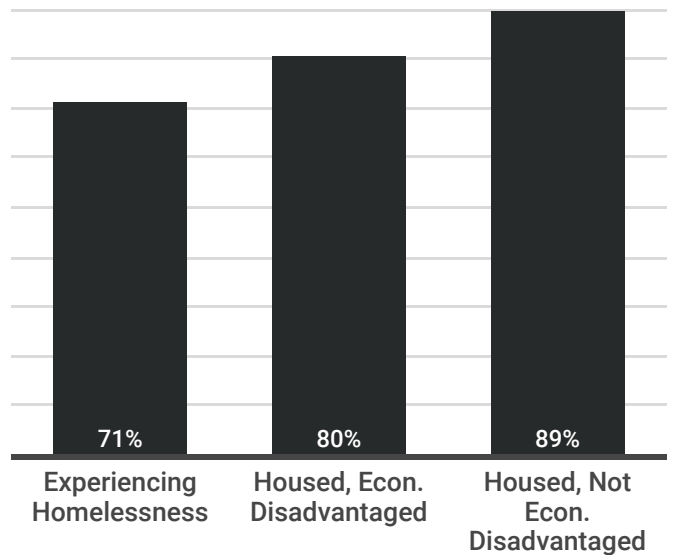


Science Statewide Assessment Test

% Scoring 3 or higher



High School Graduation Rate



Data sources: Florida Department of Education, PK-20 Education Information Portal; Shimberg Center analysis of U.S. Census Bureau, 2013-2017 American Community Survey

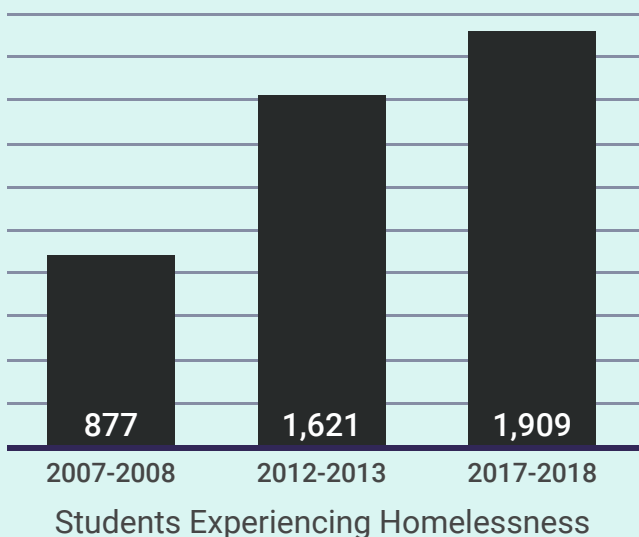
Contact: Shimberg Center for Housing Studies, 352-273-1192, www.shimberg.ufl.edu

Miami Homes for All, 786-574-2061, www.miamihomesforall.org

Made possible by JPMORGAN CHASE & CO.

STUDENTS EXPERIENCING HOMELESSNESS IN ESCAMBIA COUNTY: AN UPDATE

The number of students experiencing homelessness in Escambia County more than doubled in the last decade



Why?

Affordable housing shortage

Only 41 rental units are affordable & available per 100 extremely low-income renters

Better identification

School staff are reaching out to students who are doubled up or in shelters and motels

1,909 students experienced homelessness in Escambia County in 2017-2018




1,815

lived with a parent or guardian

94

unaccompanied youth

Most students experiencing homelessness are doubled up with family and friends

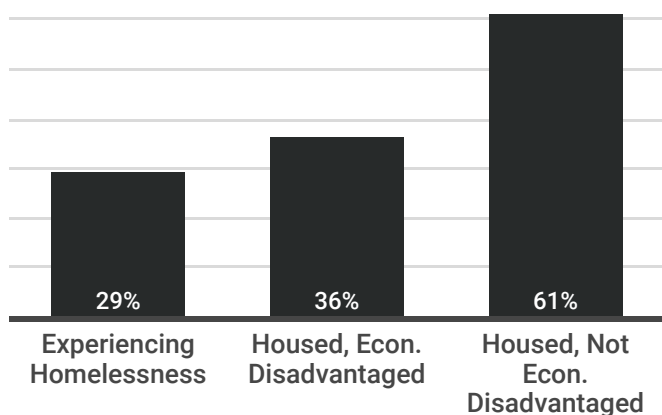


Students Experiencing Homelessness by Nighttime Residence, 2017-2018

Students experiencing homelessness lag behind their peers, including students who are economically disadvantaged but housed

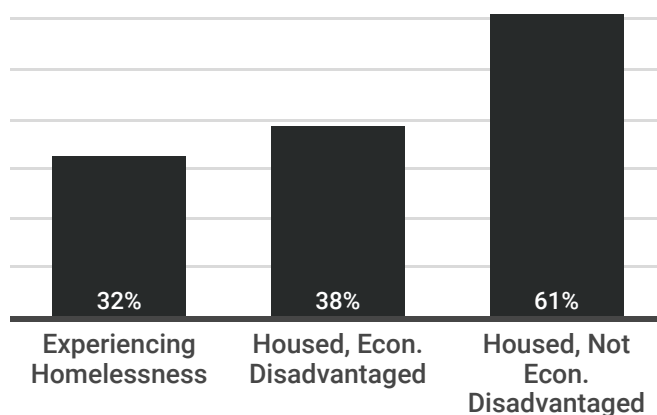
English Language Arts FSA Test

% Scoring 3 or higher



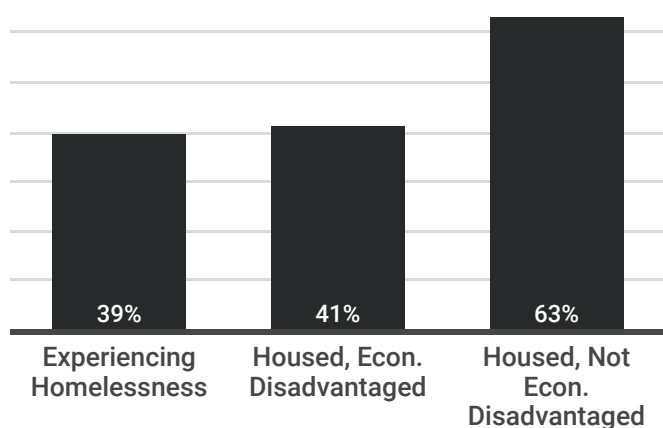
Math FSA Test

% Scoring 3 or higher

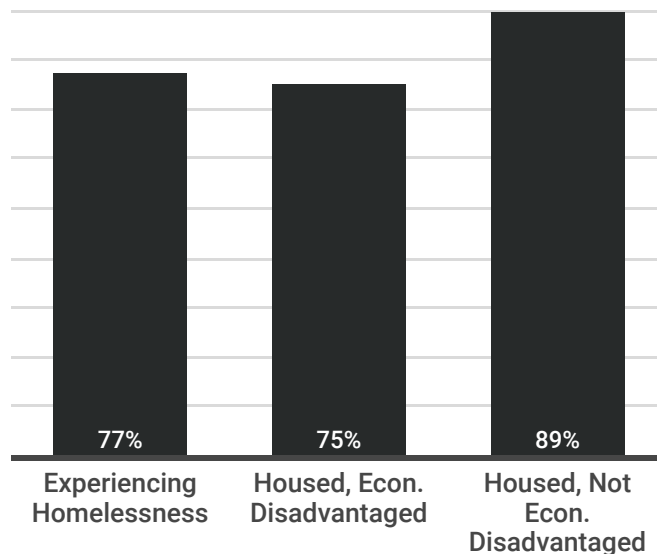


Science Statewide Assessment Test

% Scoring 3 or higher



High School Graduation Rate



Data sources: Florida Department of Education, PK-20 Education Information Portal; Shimberg Center analysis of U.S. Census Bureau, 2013-2017 American Community Survey

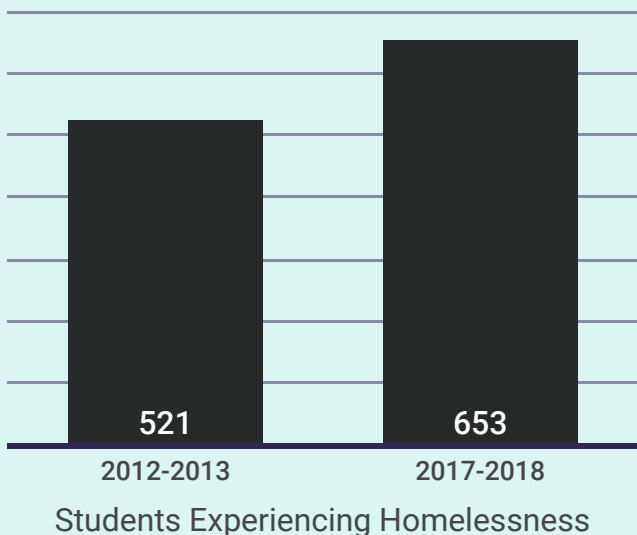
Contact: Shimberg Center for Housing Studies, 352-273-1192, www.shimberg.ufl.edu

Miami Homes for All, 786-574-2061, www.miamihomesforall.org

Made possible by JPMORGAN CHASE & CO.

STUDENTS EXPERIENCING HOMELESSNESS IN HERNANDO COUNTY: AN UPDATE

The number of students experiencing homelessness in Hernando County increased by 25% in 5 years



Why?

Affordable housing shortage

Only 22 rental units are affordable & available per 100 extremely low-income renters

Better identification

School staff are reaching out to students who are doubled up or in shelters and motels

Natural disasters

Hurricanes were the cause of homelessness for more than 1/4 of students identified in 2017-2018

653 students experienced homelessness in Hernando County in 2017-2018




561

lived with a parent or guardian

92

unaccompanied youth

Most students experiencing homelessness are doubled up with family and friends



Students Experiencing Homelessness by Nighttime Residence, 2017-2018



180

Students experienced homelessness because of hurricanes in 2017-2018

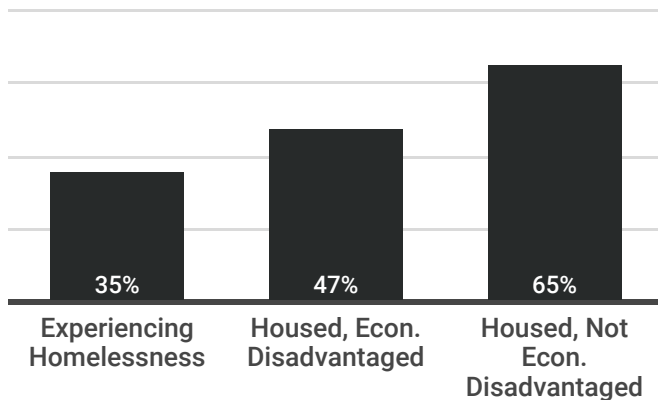
92

of these students moved to Hernando County from Puerto Rico after Hurricane Maria

Students experiencing homelessness lag behind their peers, including students who are economically disadvantaged but housed

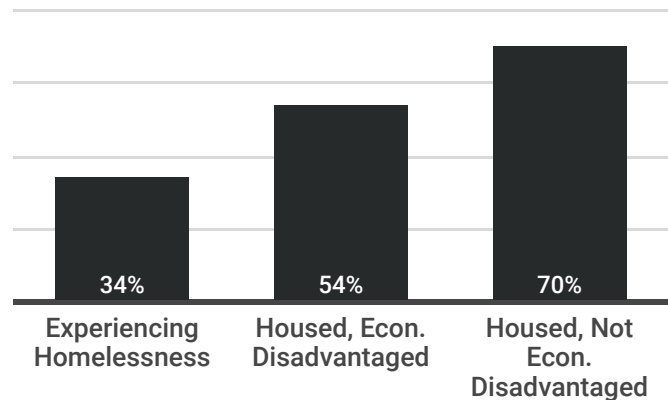
English Language Arts FSA Test

% Scoring 3 or higher



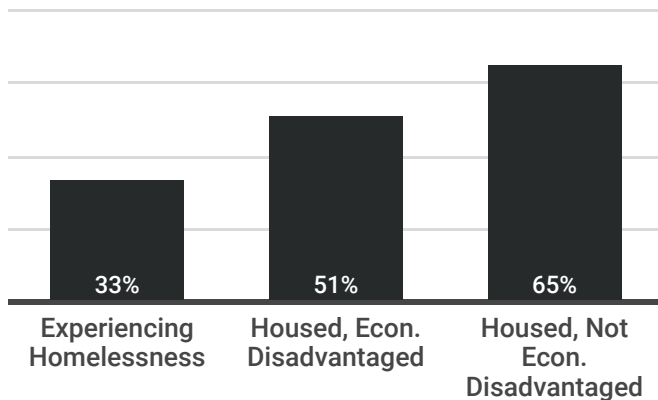
Math FSA Test

% Scoring 3 or higher

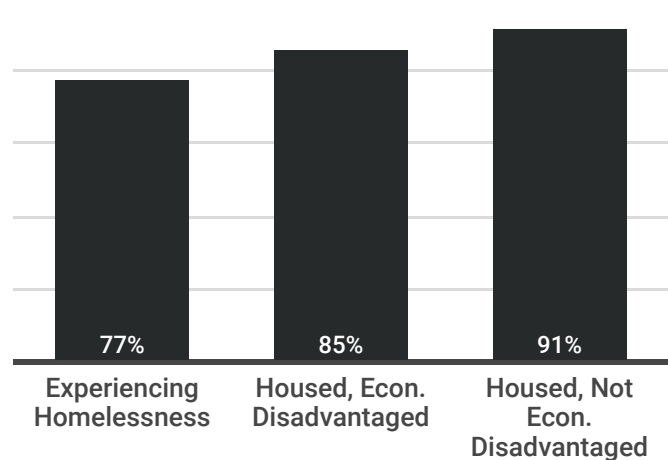


Science Statewide Assessment Test

% Scoring 3 or higher



High School Graduation Rate



Data sources: Florida Department of Education, PK-20 Education Information Portal; Shimberg Center analysis of U.S. Census Bureau, 2013-2017 American Community Survey

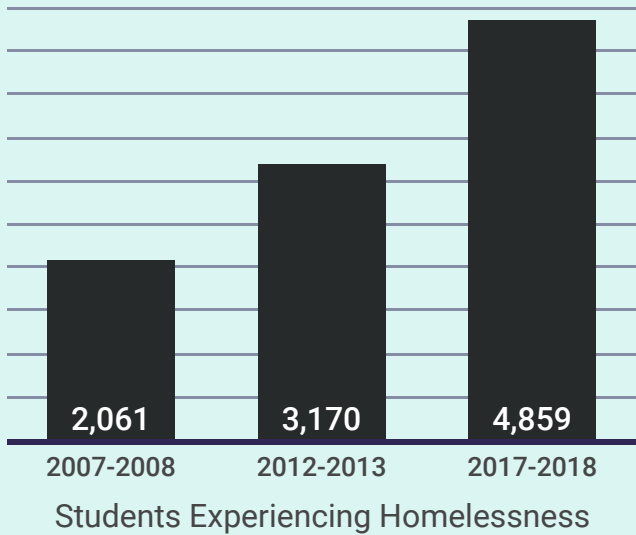
Contact: Shimberg Center for Housing Studies, 352-273-1192, www.shimberg.ufl.edu

Miami Homes for All, 786-574-2061, www.miamihomesforall.org

Made possible by JPMORGAN CHASE & CO.

STUDENTS EXPERIENCING HOMELESSNESS IN HILLSBOROUGH COUNTY: AN UPDATE

The number of students experiencing homelessness in Hillsborough County has doubled in the last decade



Why?

Better identification

School staff are reaching out to students who are doubled up or in shelters and motels

Natural disasters

Hurricanes were the cause of homelessness for 1/4 of students identified in 2017-2018

4,859 students experienced homelessness in Hillsborough County in 2017-2018



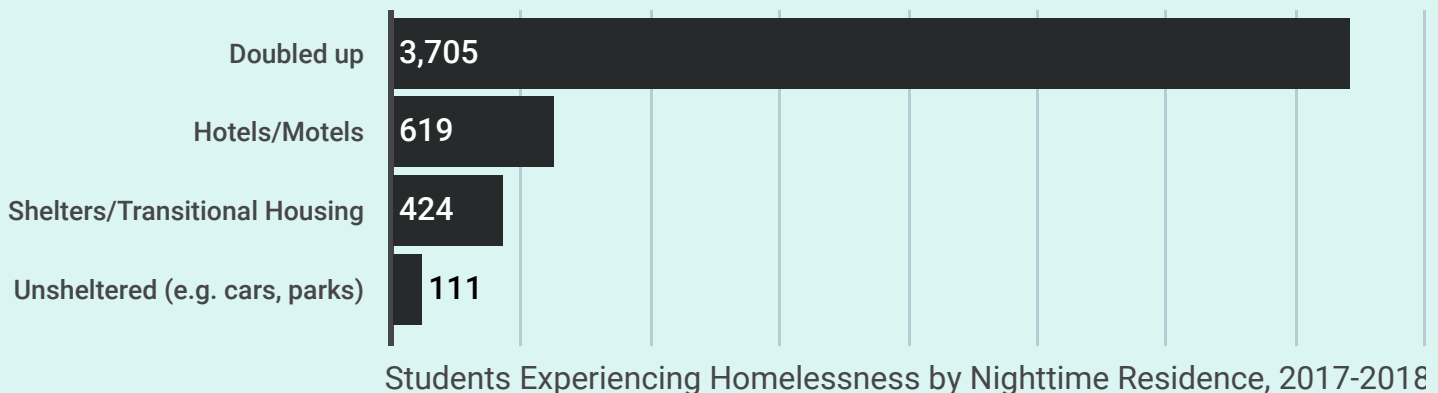
4,519

lived with a parent or guardian

340

unaccompanied youth

Most students experiencing homelessness are doubled up with family and friends





1,269

Students experienced homelessness because of hurricanes in 2017-2018

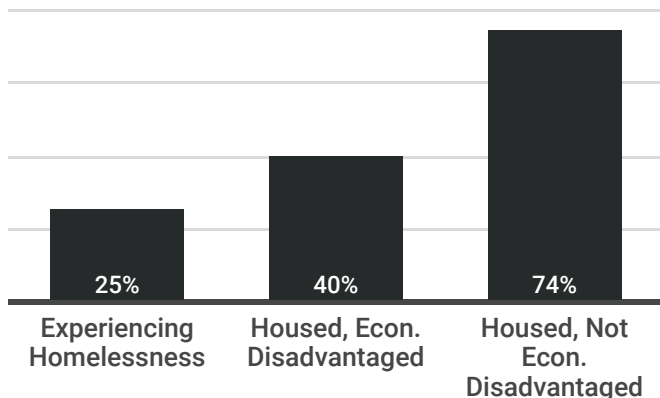
902

of these students moved to Hillsborough County from Puerto Rico after Hurricane Maria

Students experiencing homelessness lag behind their peers, including students who are economically disadvantaged but housed

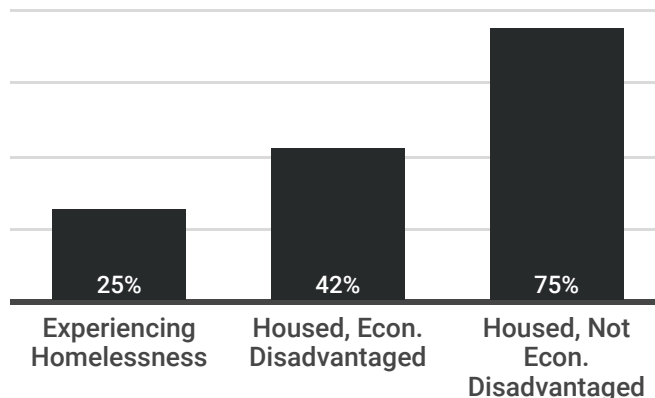
English Language Arts FSA Test

% Scoring 3 or higher



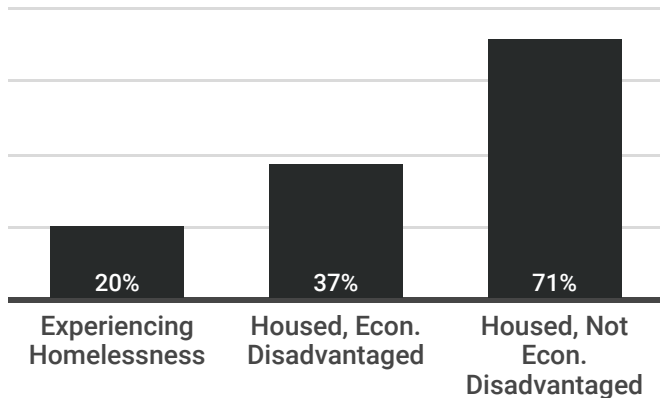
Math FSA Test

% Scoring 3 or higher

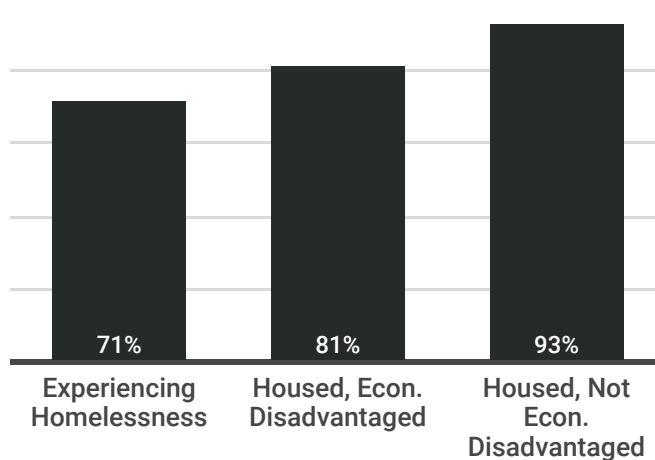


Science Statewide Assessment Test

% Scoring 3 or higher



High School Graduation Rate



Data sources: Florida Department of Education, PK-20 Education Information Portal; Shimberg Center analysis of U.S. Census Bureau, 2013-2017 American Community Survey

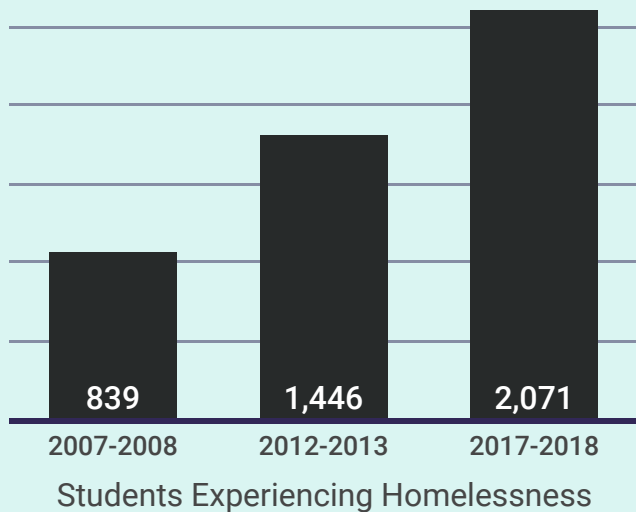
Contact: Shimberg Center for Housing Studies, 352-273-1192, www.shimberg.ufl.edu

Miami Homes for All, 786-574-2061, www.miamihomesforall.org

Made possible by JPMORGAN CHASE & CO.

STUDENTS EXPERIENCING HOMELESSNESS IN LEE COUNTY: AN UPDATE

The number of students experiencing homelessness in Lee County more than doubled in the last decade



Why?

Affordable housing shortage

Only 18 rental units are affordable & available per 100 extremely low-income renters

Better identification

School staff are reaching out to students who are doubled up or in shelters and motels

Natural disasters

Hurricanes were the cause of homelessness for 1/3 of students identified in 2017-2018

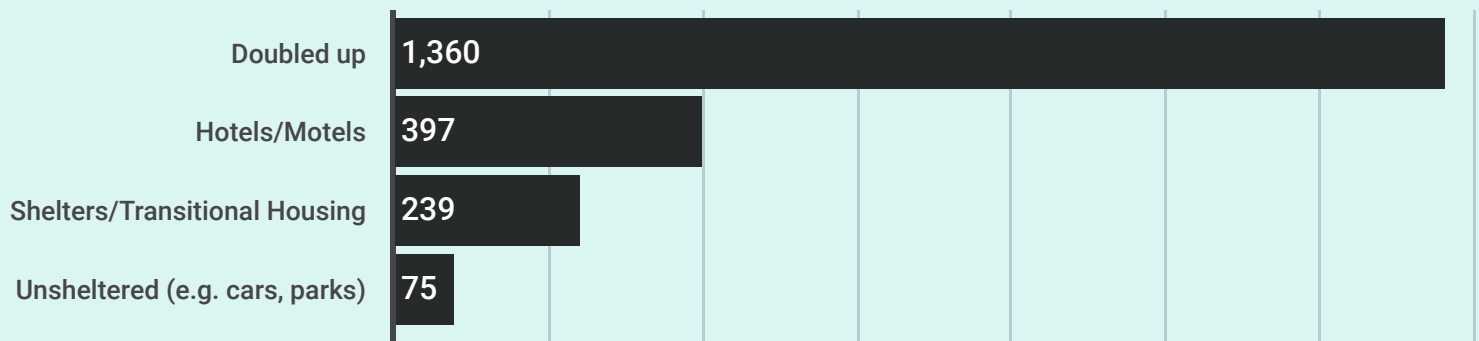
2,071 students experienced homelessness in Lee County in 2017-2018



2,017
lived with a parent or guardian

54
unaccompanied youth

Most students experiencing homelessness are doubled up with family and friends



Students Experiencing Homelessness by Nighttime Residence, 2017-2018



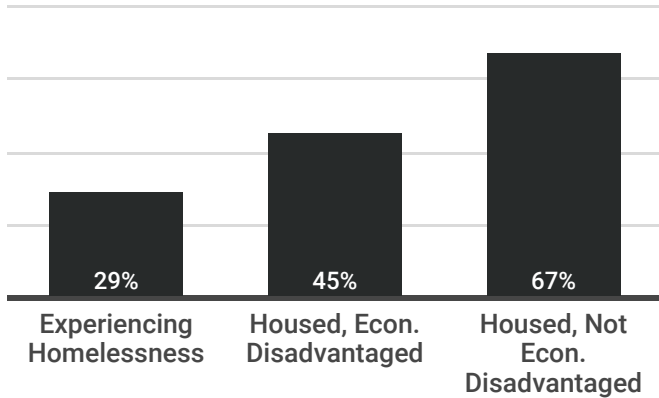
645

Students experienced homelessness because of hurricanes in 2017-2018

Students experiencing homelessness lag behind their peers, including students who are economically disadvantaged but housed

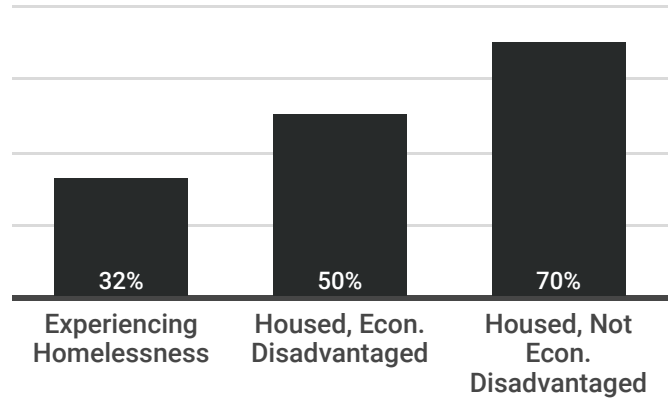
English Language Arts FSA Test

% Scoring 3 or higher



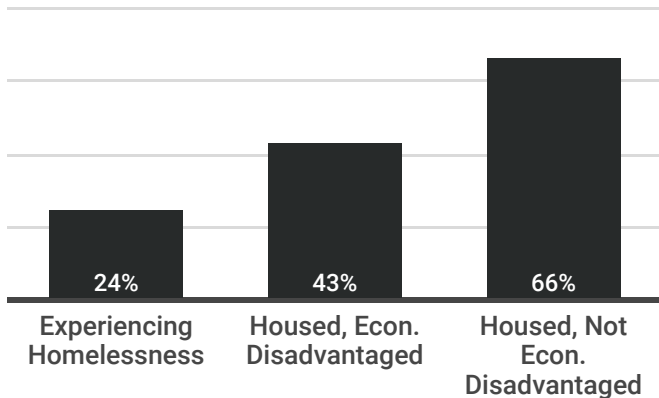
Math FSA Test

% Scoring 3 or higher

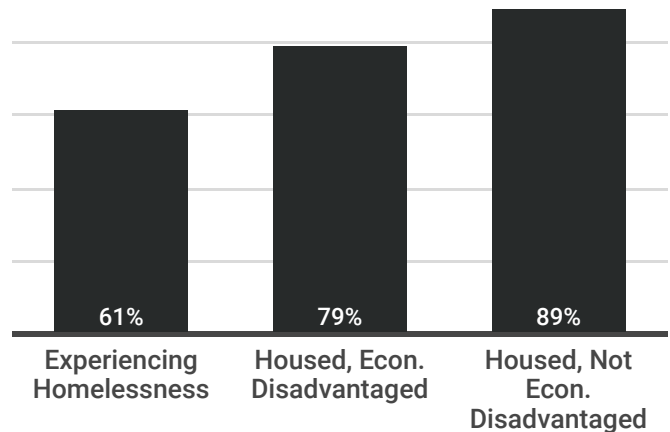


Science Statewide Assessment Test

% Scoring 3 or higher



High School Graduation Rate



Data sources: Florida Department of Education, PK-20 Education Information Portal; Shimberg Center analysis of U.S. Census Bureau, 2013-2017 American Community Survey

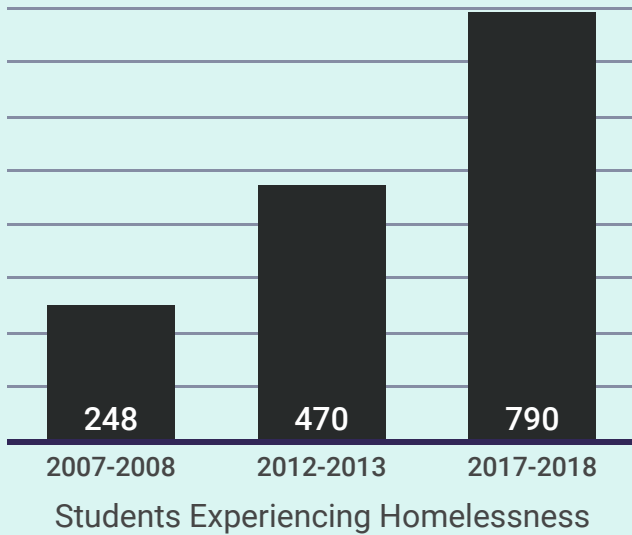
Contact: Shimberg Center for Housing Studies, 352-273-1192, www.shimberg.ufl.edu

Miami Homes for All, 786-574-2061, www.miamihomesforall.org

Made possible by JPMORGAN CHASE & CO.

STUDENTS EXPERIENCING HOMELESSNESS IN LEON COUNTY: AN UPDATE

The number of students experiencing homelessness in Leon County tripled in the last decade



Why?

Affordable housing shortage

Only 24 rental units are affordable & available per 100 extremely low-income renters

Better identification

School staff are reaching out to students who are doubled up or in shelters and motels

790 students experienced homelessness in Leon County in 2017-2018



663

lived with a parent or guardian

127

unaccompanied youth

Most students experiencing homelessness are doubled up with family and friends

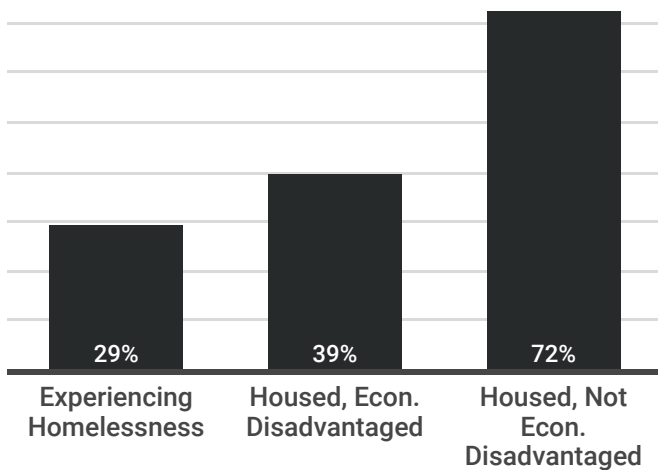


Students Experiencing Homelessness by Nighttime Residence, 2017-2018

Students experiencing homelessness lag behind their peers, including students who are economically disadvantaged but housed

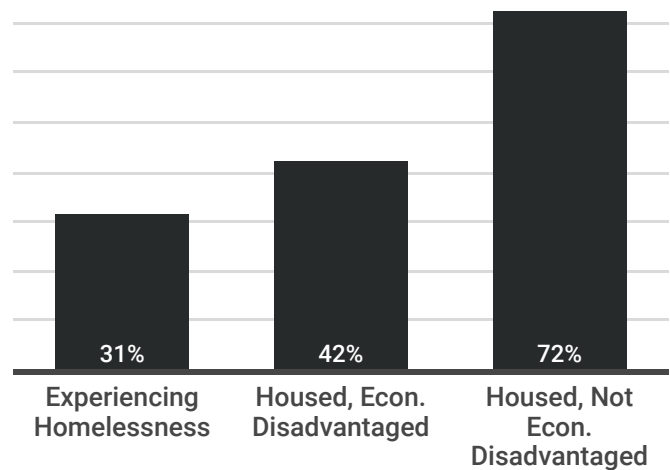
English Language Arts FSA Test

% Scoring 3 or higher



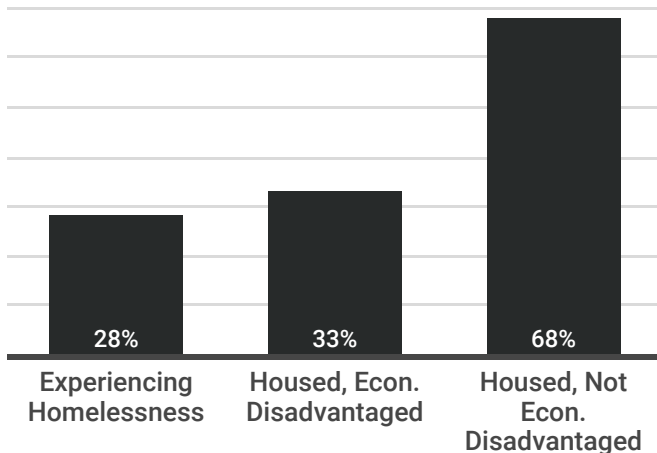
Math FSA Test

% Scoring 3 or higher

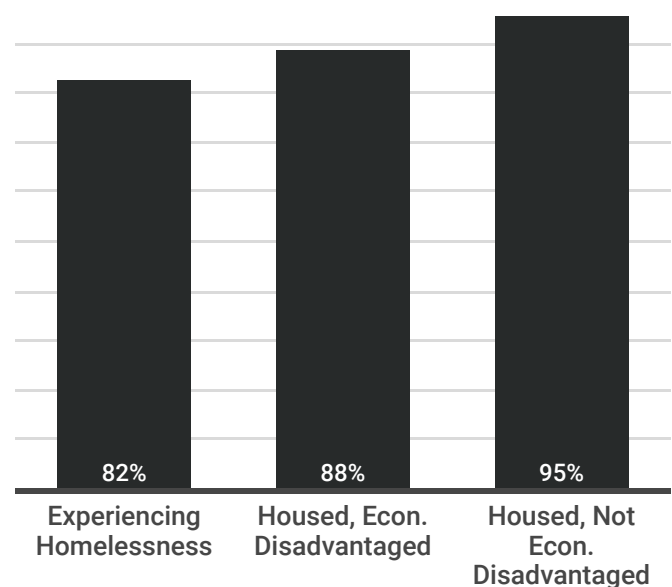


Science Statewide Assessment Test

% Scoring 3 or higher



High School Graduation Rate



Data sources: Florida Department of Education, PK-20 Education Information Portal; Shimberg Center analysis of U.S. Census Bureau, 2013-2017 American Community Survey

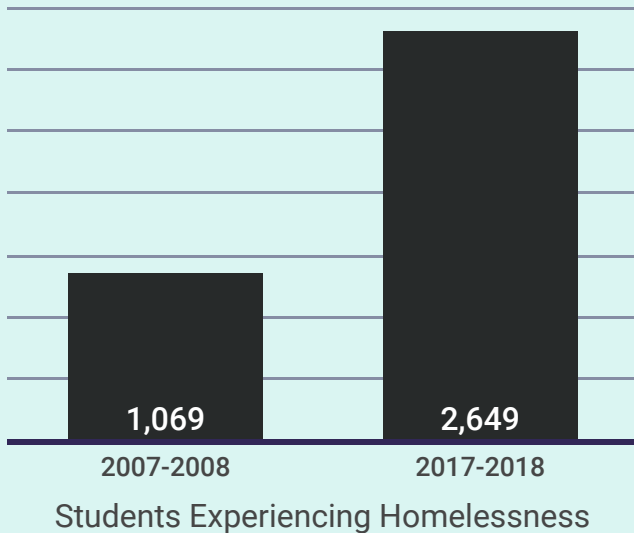
Contact: Shimberg Center for Housing Studies, 352-273-1192, www.shimberg.ufl.edu

Miami Homes for All, 786-574-2061, www.miamihomesforall.org

Made possible by JPMORGAN CHASE & CO.

STUDENTS EXPERIENCING HOMELESSNESS IN MARION COUNTY: AN UPDATE

The number of students experiencing homelessness in Marion County more than doubled in the last decade



Why?

Affordable housing shortage

Only 22 rental units are affordable & available per 100 extremely low-income renters

Better identification

School staff are reaching out to students who are doubled up or in shelters and motels

Natural disasters

Hurricanes were the cause of homelessness for 1/9 of students identified in 2017-2018

2,649 students experienced homelessness in Marion County in 2017-2018



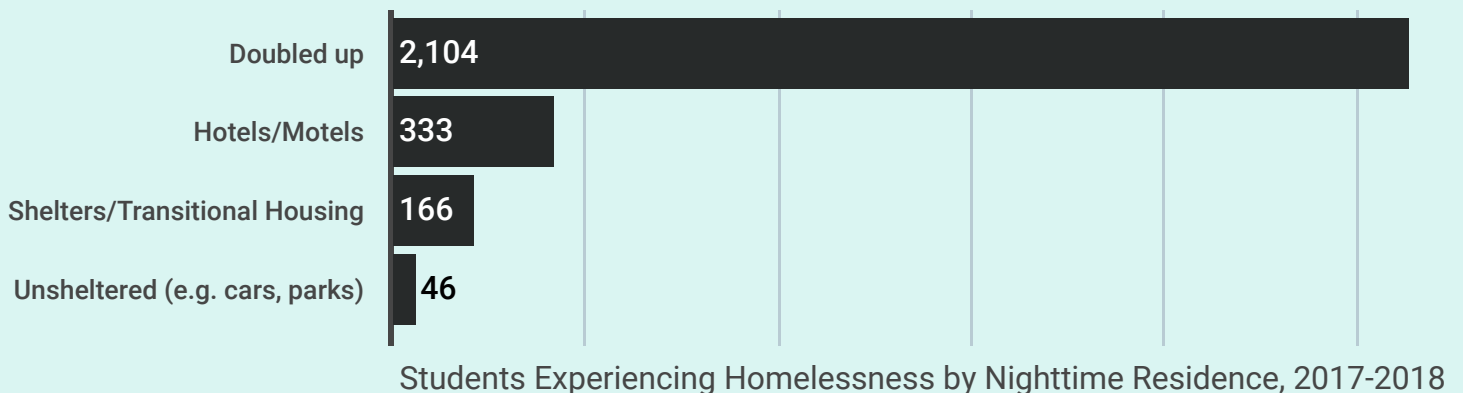
2,098

lived with a parent or guardian

551

unaccompanied youth

Most students experiencing homelessness are doubled up with family and friends





292

Students experienced homelessness because of hurricanes in 2017-2018

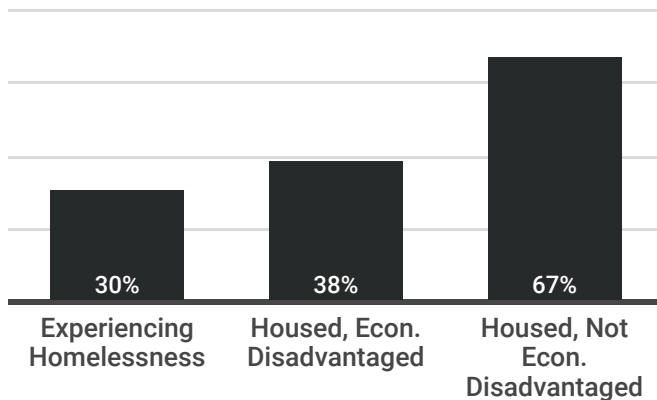
184

of these students moved to Marion County from Puerto Rico after Hurricane Maria

Students experiencing homelessness lag behind their peers, including students who are economically disadvantaged but housed

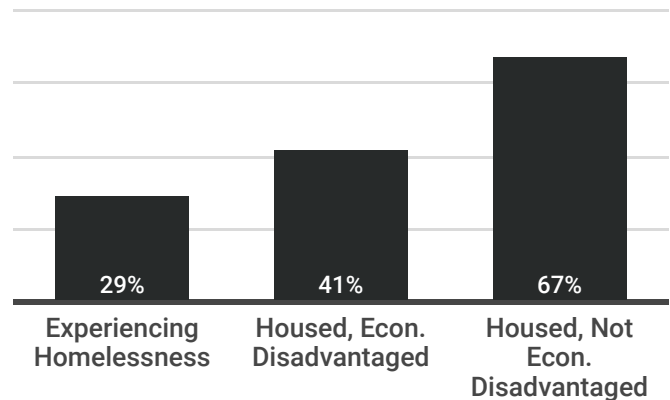
English Language Arts FSA Test

% Scoring 3 or higher



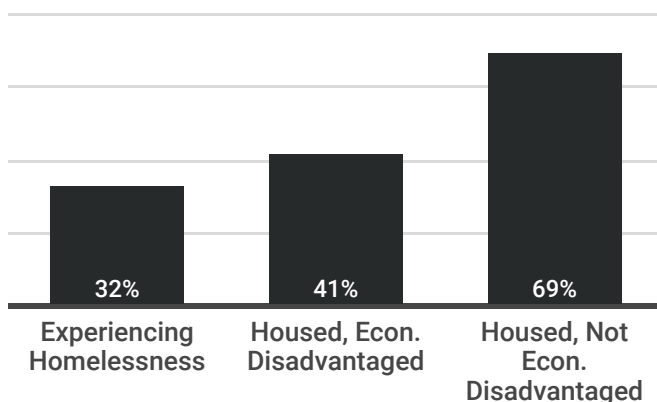
Math FSA Test

% Scoring 3 or higher

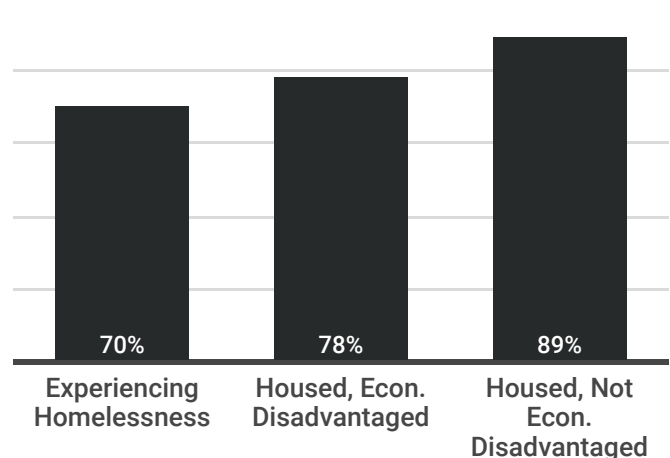


Science Statewide Assessment Test

% Scoring 3 or higher



High School Graduation Rate



Data sources: Florida Department of Education, PK-20 Education Information Portal; Shimberg Center analysis of U.S. Census Bureau, 2013-2017 American Community Survey

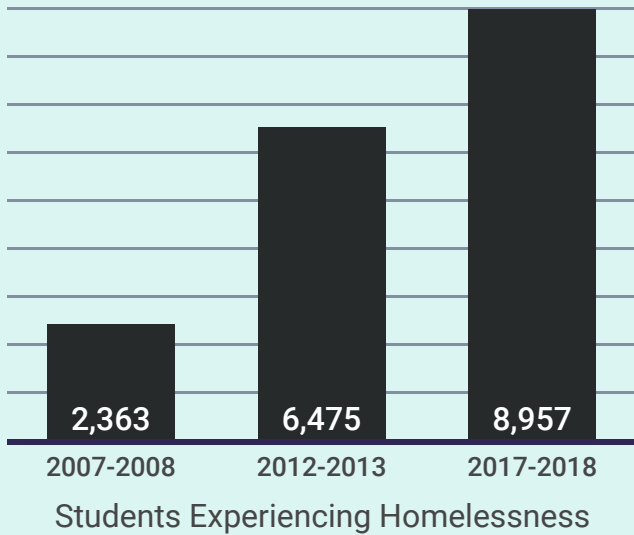
Contact: Shimberg Center for Housing Studies, 352-273-1192, www.shimberg.ufl.edu

Miami Homes for All, 786-574-2061, www.miamihomesforall.org

Made possible by JPMORGAN CHASE & CO.

STUDENTS EXPERIENCING HOMELESSNESS IN MIAMI-DADE COUNTY: AN UPDATE

The number of students experiencing homelessness in Miami-Dade County nearly quadrupled in the last decade



Why?

Affordable housing shortage

Only 25 rental units are affordable & available per 100 extremely low-income renters

Better identification

School staff are reaching out to students who are doubled up or in shelters and motels

Natural disasters

Hurricanes were the cause of homelessness for 1/5 of students identified in 2017-2018

8,957 Miami-Dade students experienced homelessness in 2017-2018




8,608

lived with a parent or guardian

349

unaccompanied youth

Most students experiencing homelessness are doubled up with family and friends



Students Experiencing Homelessness by Nighttime Residence, 2017-2018



1,970

Students experienced homelessness because of hurricanes in 2017-2018

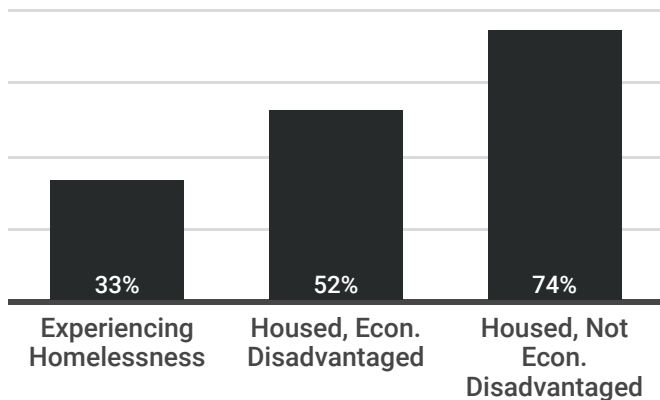
891

of these students moved to Miami-Dade County from Puerto Rico after Hurricane Maria

Students experiencing homelessness lag behind their peers, including students who are economically disadvantaged but housed

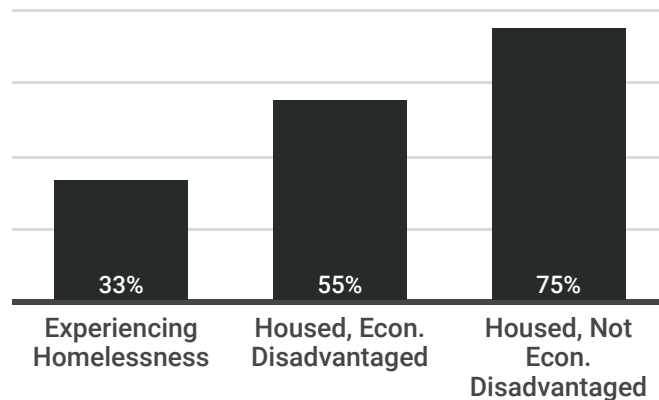
English Language Arts FSA Test

% Scoring 3 or higher



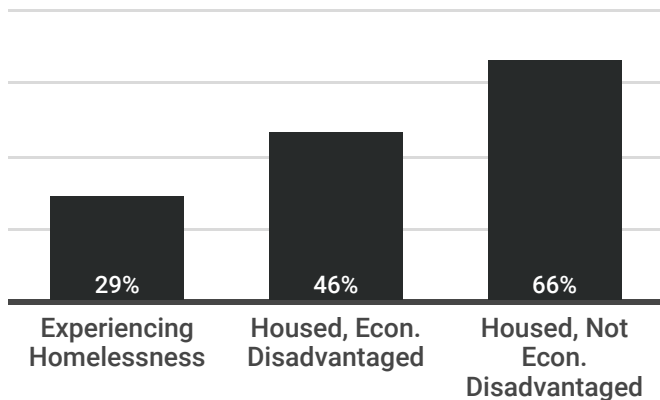
Math FSA Test

% Scoring 3 or higher

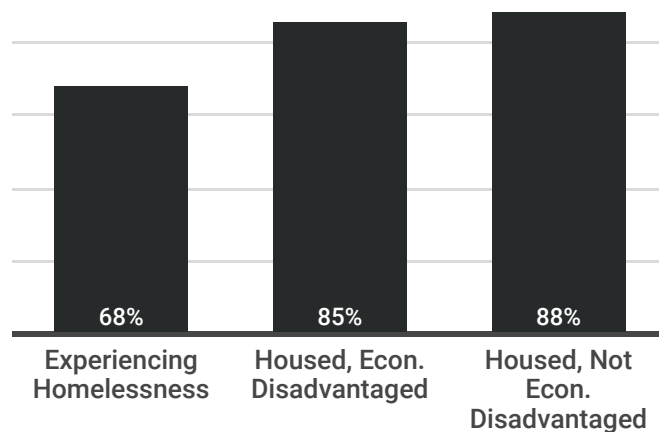


Science Statewide Assessment Test

% Scoring 3 or higher



High School Graduation Rate



Data sources: Florida Department of Education, PK-20 Education Information Portal; Shimberg Center analysis of U.S. Census Bureau, 2013-2017 American Community Survey

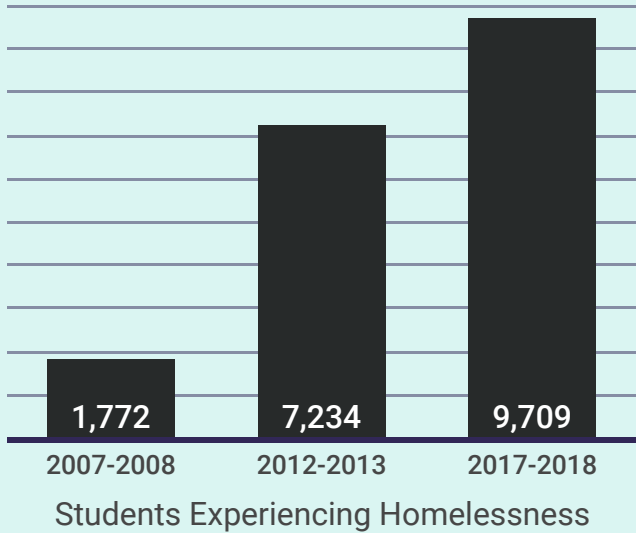
Contact: Shimberg Center for Housing Studies, 352-273-1192, www.shimberg.ufl.edu

Miami Homes for All, 786-574-2061, www.miamihomesforall.org

Made possible by JPMORGAN CHASE & CO.

STUDENTS EXPERIENCING HOMELESSNESS IN ORANGE COUNTY: AN UPDATE

The number of students identified as homeless in Orange County increased over 5X in the last decade



Why?

Affordable housing shortage

Only 15 rental units are affordable & available per 100 extremely low-income renters

Better identification

School staff are reaching out to students who are doubled up or in shelters and motels

Natural disasters

Hurricanes were the cause of homelessness for over 1/3 of students identified in 2017-2018

9,709 students experienced homelessness in Orange County in 2017-2018



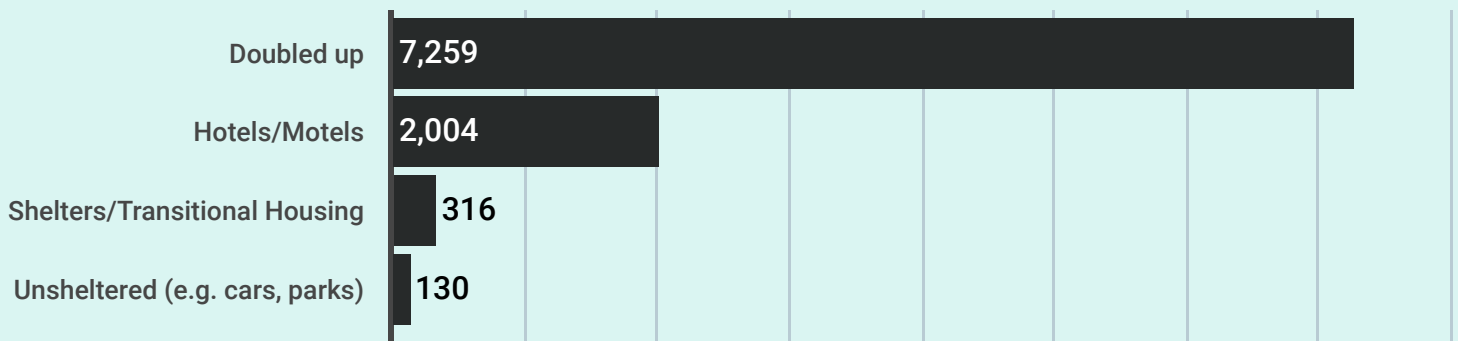
9,288

lived with a parent or guardian

421

unaccompanied youth

Most students experiencing homelessness are doubled up with family and friends



Students Experiencing Homelessness by Nighttime Residence, 2017-2018



3,712

Students experienced homelessness because of hurricanes in 2017-2018

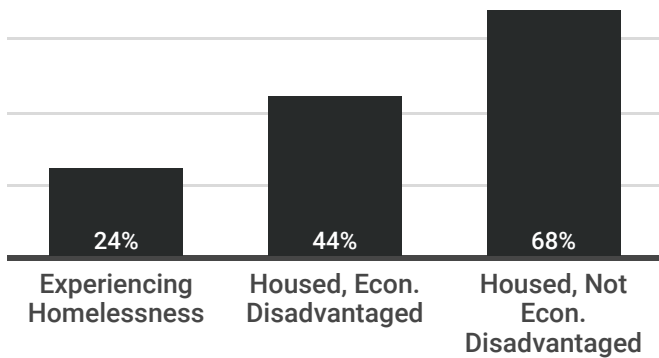
3,038

of these students moved to Orange County from Puerto Rico after Hurricane Maria

Students experiencing homelessness lag behind their peers, including students who are economically disadvantaged but housed

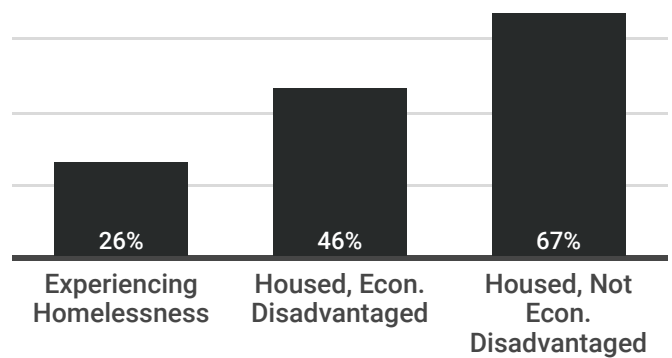
English Language Arts FSA Test

% Scoring 3 or higher



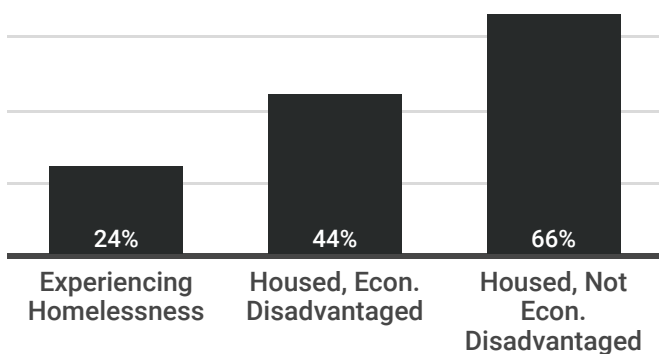
Math FSA Test

% Scoring 3 or higher

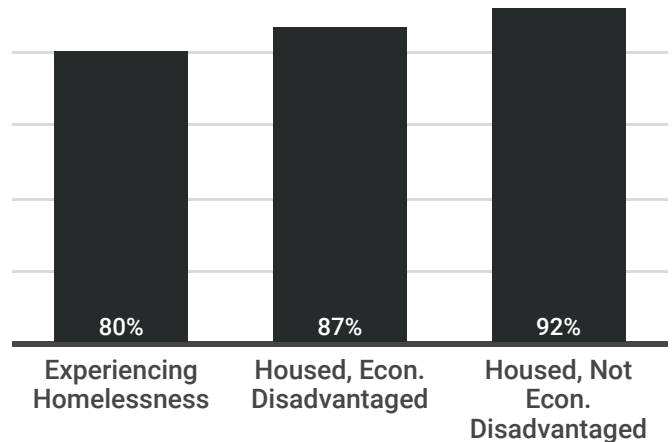


Science Statewide Assessment Test

% Scoring 3 or higher



High School Graduation Rate



Data sources: Florida Department of Education, PK-20 Education Information Portal; Shimberg Center analysis of U.S. Census Bureau, 2013-2017 American Community Survey

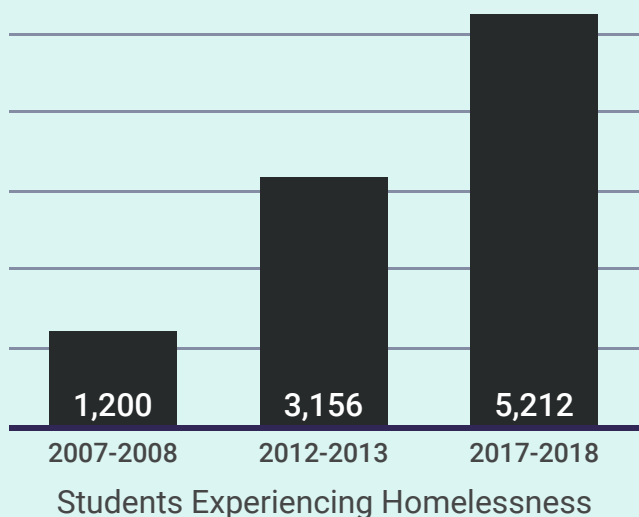
Contact: Shimberg Center for Housing Studies, 352-273-1192, www.shimberg.ufl.edu

Miami Homes for All, 786-574-2061, www.miamihomesforall.org

Made possible by JPMORGAN CHASE & CO.

STUDENTS EXPERIENCING HOMELESSNESS IN OSCEOLA COUNTY: AN UPDATE

The number of students experiencing homelessness in Osceola County increased by more than 300% in the last decade



Why?

Affordable housing shortage

Only 15 rental units are affordable & available per 100 extremely low-income renters

Better identification

School staff are reaching out to students who are doubled up or in shelters and motels

Natural disasters

Hurricanes were the cause of homelessness for over 1/2 of students identified in 2017-2018

5,212 students experienced homelessness in Osceola County in 2017-2018




5,155

lived with a parent or guardian

57

unaccompanied youth

Most students experiencing homelessness are doubled up with family and friends



Students Experiencing Homelessness by Nighttime Residence, 2017-2018



2,910

Students experienced homelessness because of hurricanes in 2017-2018

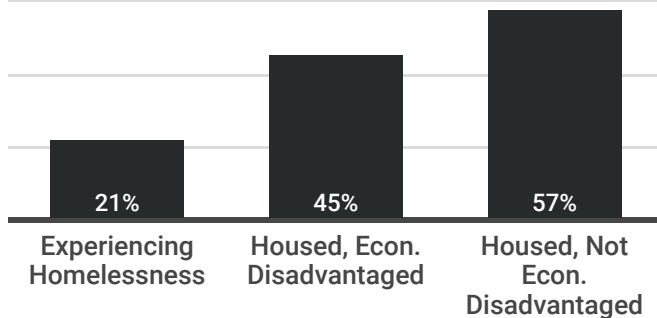
2,525

of these students moved to Osceola County from Puerto Rico after Hurricane Maria

Students experiencing homelessness lag behind their peers, including students who are economically disadvantaged but housed

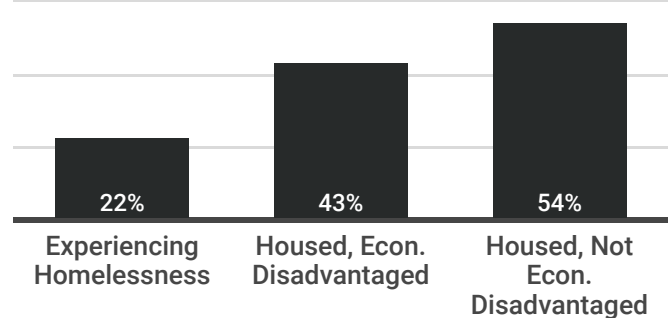
English Language Arts FSA Test

% Scoring 3 or higher



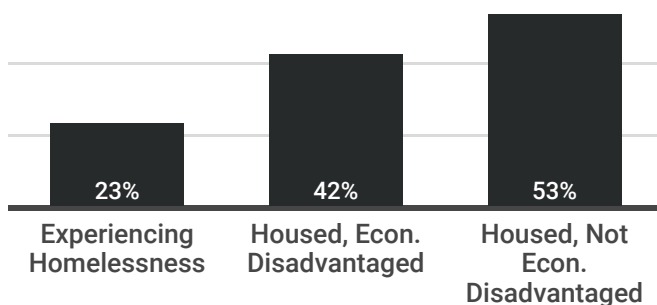
Math FSA Test

% Scoring 3 or higher

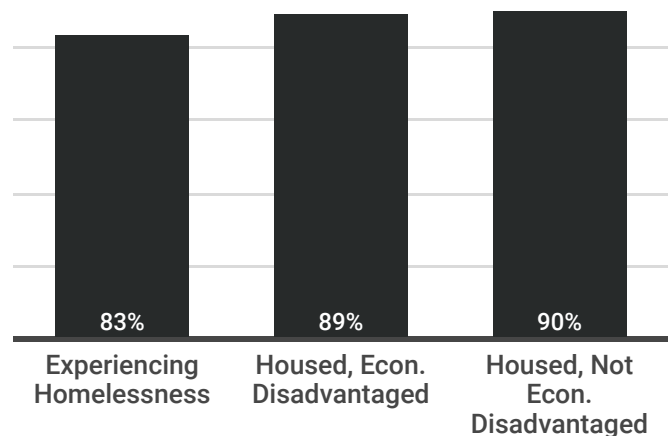


Science Statewide Assessment Test

% Scoring 3 or higher



High School Graduation Rate



Data sources: Florida Department of Education, PK-20 Education Information Portal; Shimberg Center analysis of U.S. Census Bureau, 2013-2017 American Community Survey

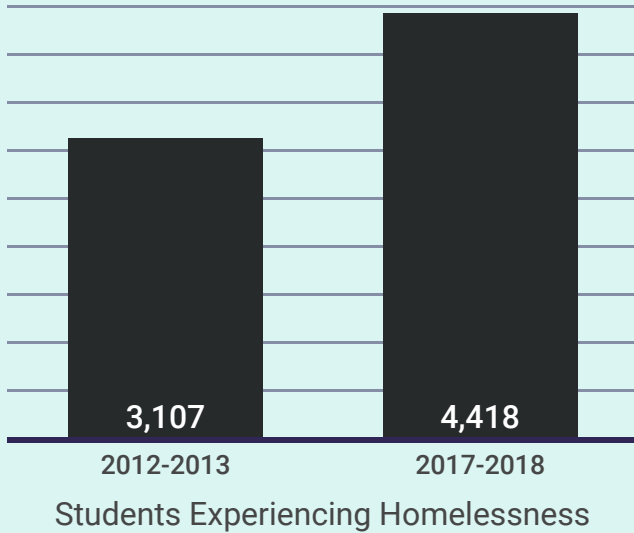
Contact: Shimberg Center for Housing Studies, 352-273-1192, www.shimberg.ufl.edu

Miami Homes for All, 786-574-2061, www.miamihomesforall.org

Made possible by JPMORGAN CHASE & CO.

STUDENTS EXPERIENCING HOMELESSNESS IN PALM BEACH COUNTY: AN UPDATE

The number of students experiencing homelessness in Palm Beach County increased by nearly 50% in 5 years



Why?

Affordable housing shortage

Only 18 rental units are affordable & available per 100 extremely low-income renters

Better identification

School staff are reaching out to students who are doubled up or in shelters and motels

Natural disasters

Hurricanes were the cause of homelessness for 1/8 of students identified in 2017-2018

4,418 Palm Beach students experienced homelessness in 2017-2018




4,108

lived with a parent or guardian

310

unaccompanied youth

Most students experiencing homelessness are doubled up with family and friends



Students Experiencing Homelessness by Nighttime Residence, 2017-2018



566

Students experienced homelessness because of hurricanes in 2017-2018

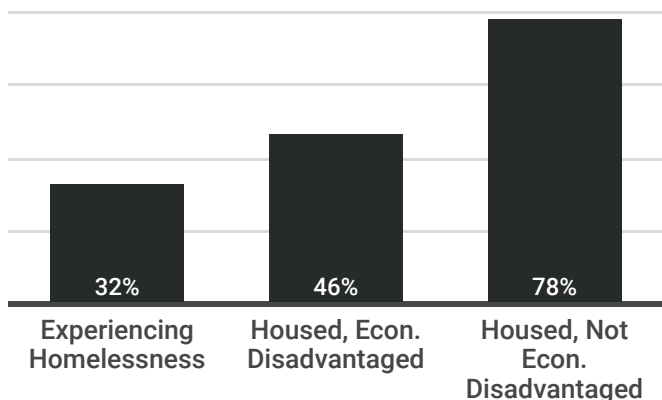
338

of these students moved to Palm Beach County from Puerto Rico after Hurricane Maria

Students experiencing homelessness lag behind their peers, including students who are economically disadvantaged but housed

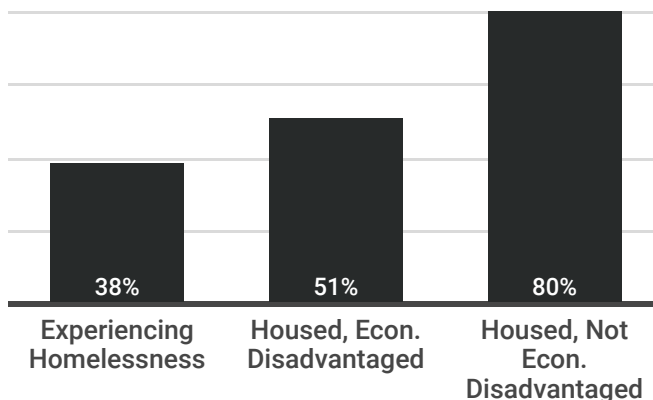
English Language Arts FSA Test

% Scoring 3 or higher



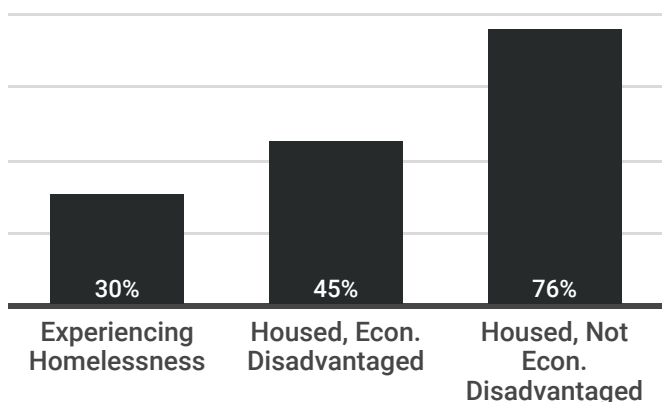
Math FSA Test

% Scoring 3 or higher

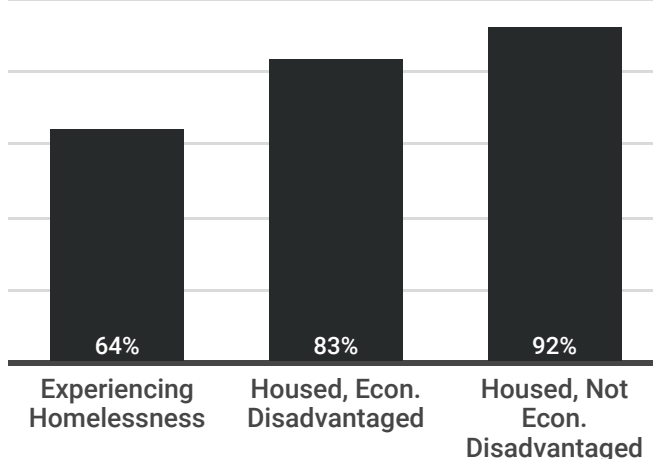


Science Statewide Assessment Test

% Scoring 3 or higher



High School Graduation Rate



Data sources: Florida Department of Education, PK-20 Education Information Portal; Shimberg Center analysis of U.S. Census Bureau, 2013-2017 American Community Survey

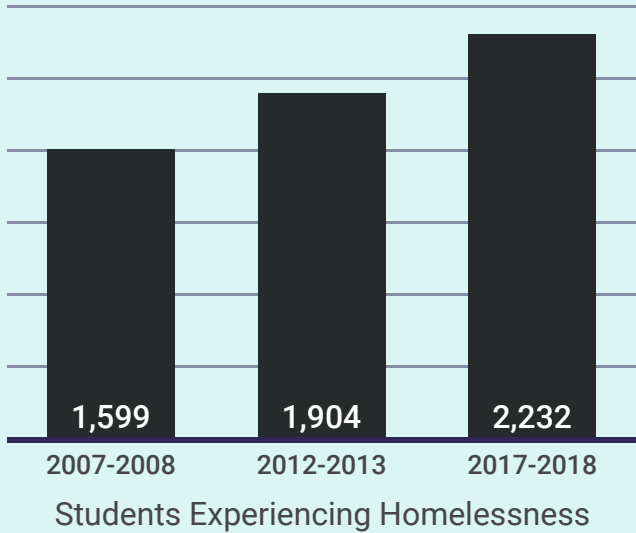
Contact: Shimberg Center for Housing Studies, 352-273-1192, www.shimberg.ufl.edu

Miami Homes for All, 786-574-2061, www.miamihomesforall.org

Made possible by JPMORGAN CHASE & CO.

STUDENTS EXPERIENCING HOMELESSNESS IN PASCO COUNTY: AN UPDATE

The number of students experiencing homelessness in Pasco County increased by 40% in the last decade



Why?

Affordable housing shortage

Only 22 rental units are affordable & available per 100 extremely low-income renters

Better identification

School staff are reaching out to students who are doubled up or in shelters and motels

Natural disasters

Hurricanes were the cause of homelessness for more than 1/5 of students identified in 2017-2018

2,232 students experienced homelessness in Pasco County in 2017-2018




1,875

lived with a parent or guardian

357

unaccompanied youth

Most students experiencing homelessness are doubled up with family and friends



Students Experiencing Homelessness by Nighttime Residence, 2017-2018



460

Students experienced homelessness because of hurricanes in 2017-2018

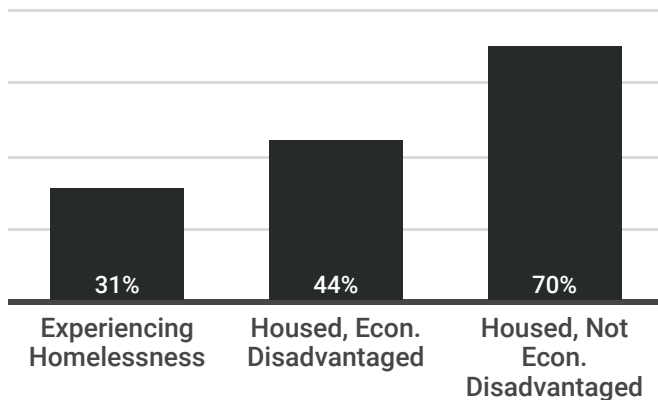
229

of these students moved to Pasco County from Puerto Rico after Hurricane Maria

Students experiencing homelessness lag behind their peers, including students who are economically disadvantaged but housed

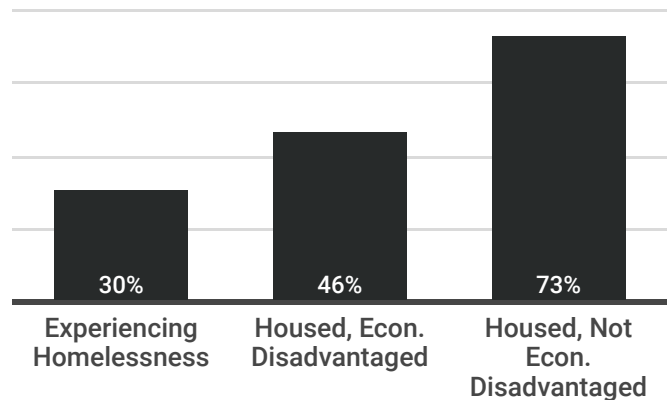
English Language Arts FSA Test

% Scoring 3 or higher



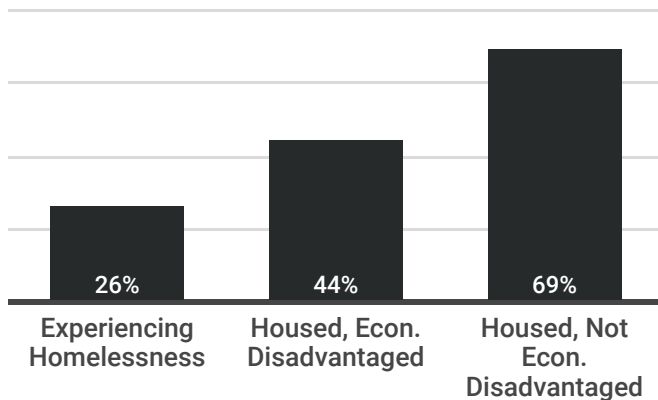
Math FSA Test

% Scoring 3 or higher

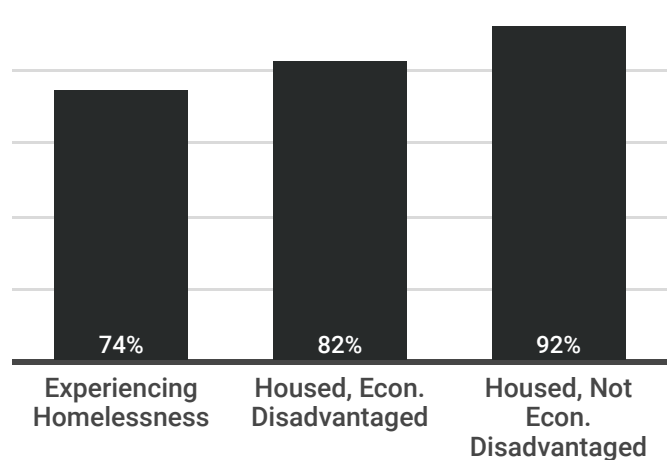


Science Statewide Assessment Test

% Scoring 3 or higher



High School Graduation Rate



Data sources: Florida Department of Education, PK-20 Education Information Portal; Shimberg Center analysis of U.S. Census Bureau, 2013-2017 American Community Survey

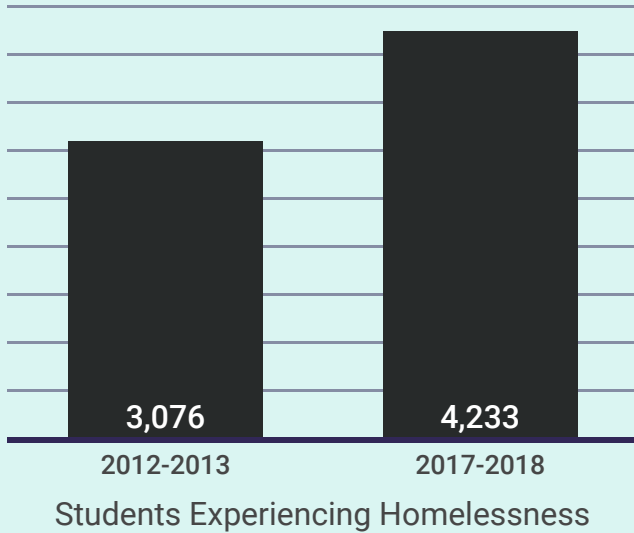
Contact: Shimberg Center for Housing Studies, 352-273-1192, www.shimberg.ufl.edu

Miami Homes for All, 786-574-2061, www.miamihomesforall.org

Made possible by JPMORGAN CHASE & CO.

STUDENTS EXPERIENCING HOMELESSNESS IN PINELLAS COUNTY: AN UPDATE

The number of students experiencing homelessness in Pinellas County increased by almost 40% in the last 5 years



Why?

Affordable housing shortage

Only 22 rental units are affordable & available per 100 extremely low-income renters

Better identification

School staff are reaching out to students who are doubled up or in shelters and motels

4,233 students experienced homelessness in Pinellas County in 2017-2018



3,715

lived with a parent or guardian

518

unaccompanied youth

Most students experiencing homelessness are doubled up with family and friends

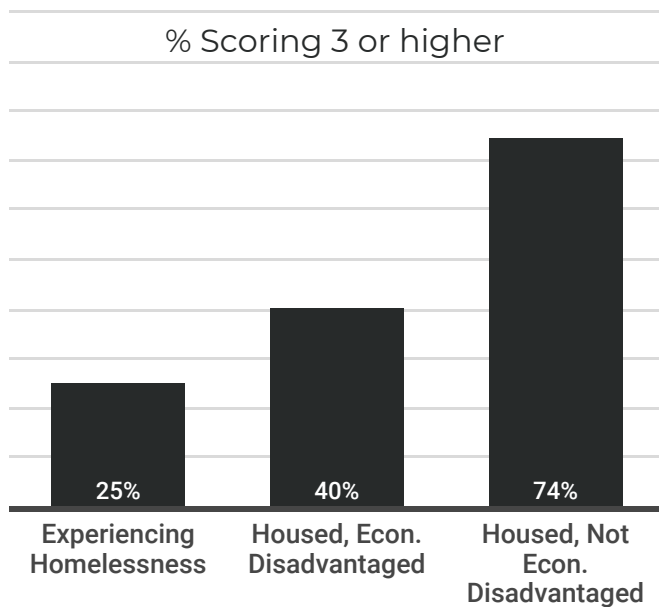


Students Experiencing Homelessness by Nighttime Residence, 2017-2018

Students experiencing homelessness lag behind their peers, including students who are economically disadvantaged but housed

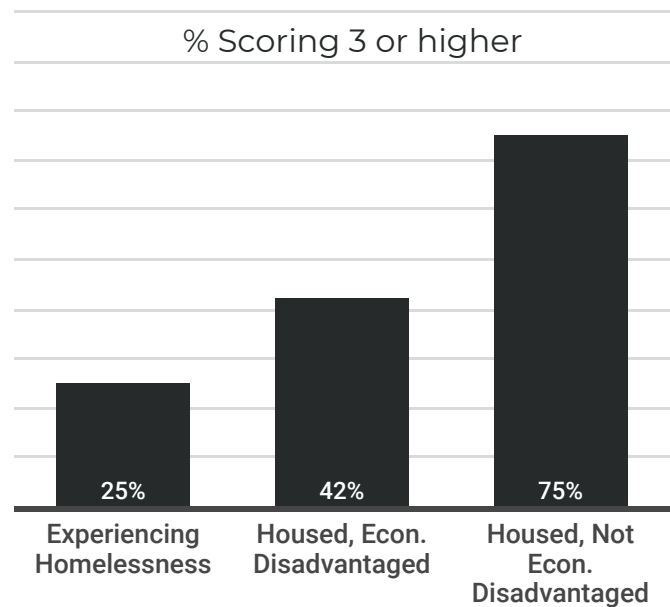
English Language Arts FSA Test

% Scoring 3 or higher



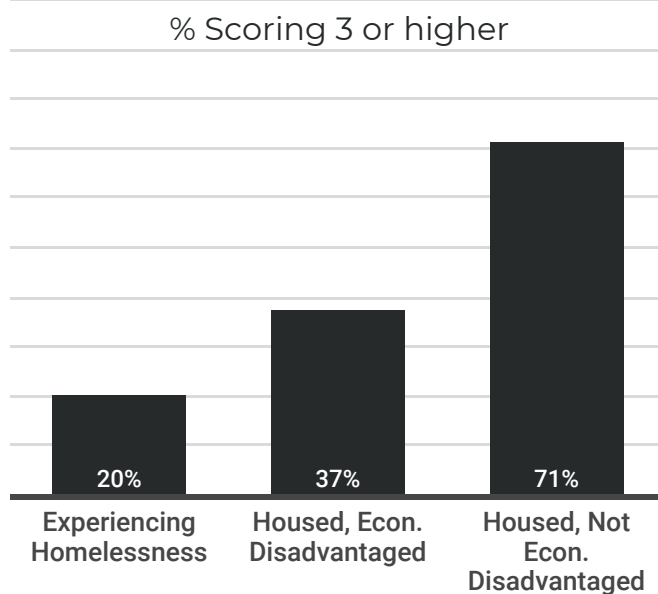
Math FSA Test

% Scoring 3 or higher

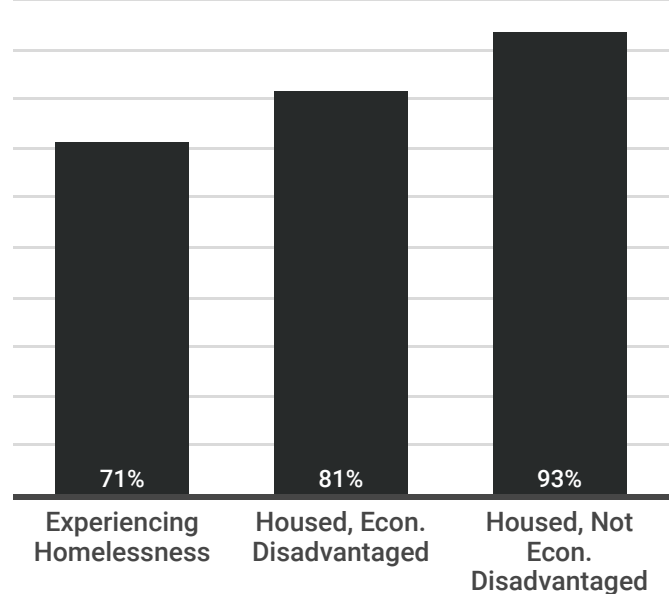


Science Statewide Assessment Test

% Scoring 3 or higher



High School Graduation Rate



Data sources: Florida Department of Education, PK-20 Education Information Portal; Shimberg Center analysis of U.S. Census Bureau, 2013-2017 American Community Survey

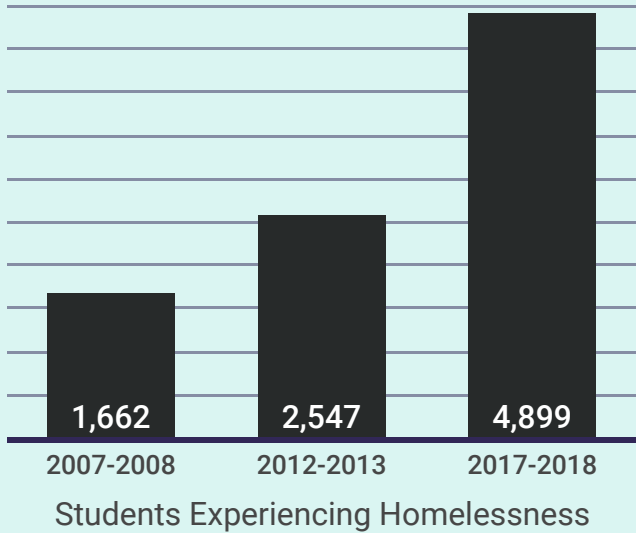
Contact: Shimberg Center for Housing Studies, 352-273-1192, www.shimberg.ufl.edu

Miami Homes for All, 786-574-2061, www.miamihomesforall.org

Made possible by JPMORGAN CHASE & CO.

STUDENTS EXPERIENCING HOMELESSNESS IN POLK COUNTY: AN UPDATE

The number of students experiencing homelessness in Polk County has nearly tripled in the last decade



Why?

Affordable housing shortage

Only 21 rental units are affordable & available per 100 extremely low-income renters

Better identification

School staff are reaching out to students who are doubled up or in shelters and motels

Natural disasters

Hurricanes were the cause of homelessness for 1/4 of students identified in 2017-2018

4,899 students experienced homelessness in Polk County in 2017-2018




4,431

lived with a parent or guardian

468

unaccompanied youth

Most students experiencing homelessness are doubled up with family and friends



Students Experiencing Homelessness by Nighttime Residence, 2017-2018



1,204

Students experienced homelessness because of hurricanes in 2017-2018

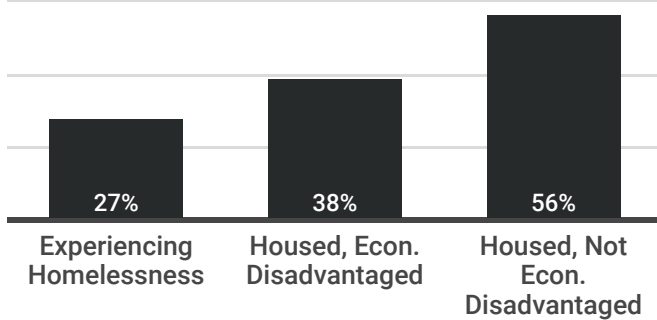
654

of these students moved to Polk County from Puerto Rico after Hurricane Maria

Students experiencing homelessness lag behind their peers, including students who are economically disadvantaged but housed

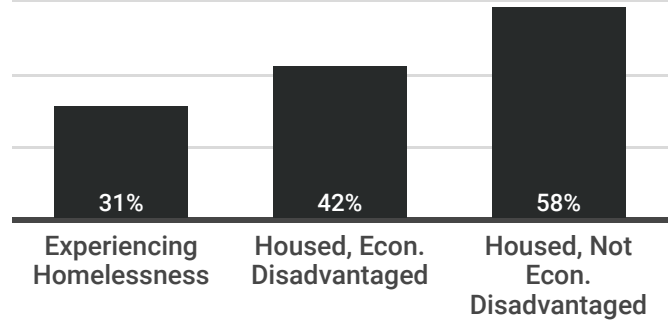
English Language Arts FSA Test

% Scoring 3 or higher



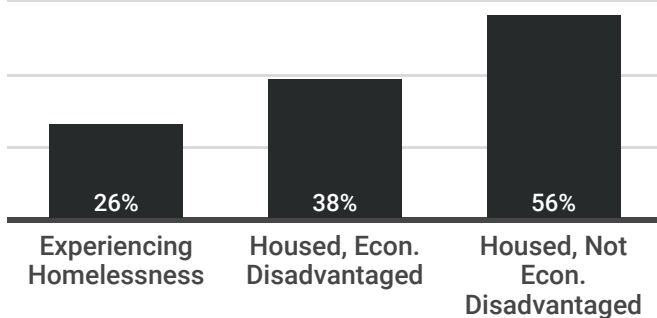
Math FSA Test

% Scoring 3 or higher

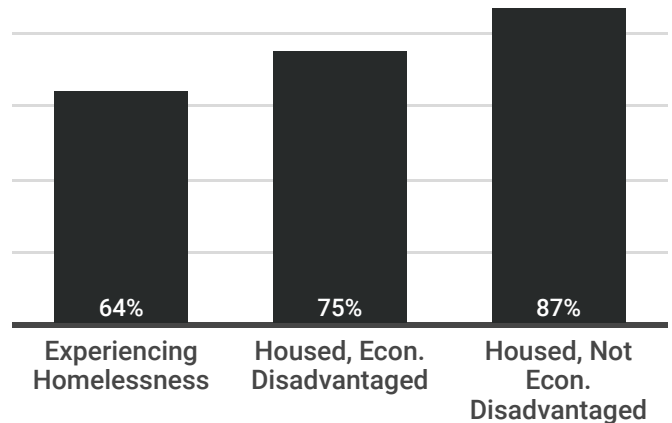


Science Statewide Assessment Test

% Scoring 3 or higher



High School Graduation Rate



Data sources: Florida Department of Education, PK-20 Education Information Portal; Shimberg Center analysis of U.S. Census Bureau, 2013-2017 American Community Survey

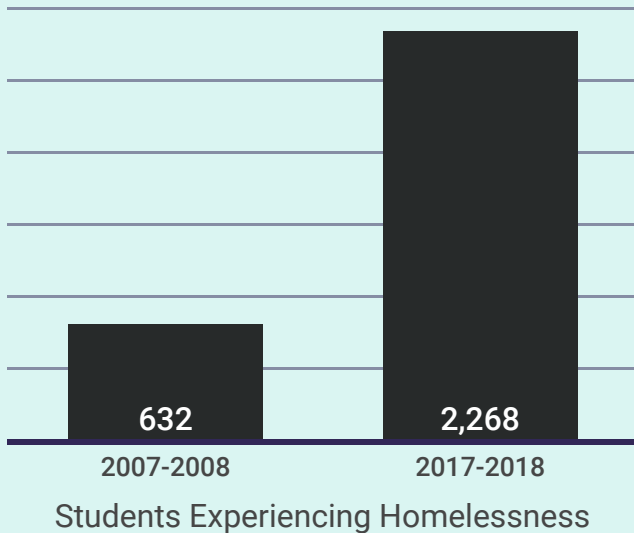
Contact: Shimberg Center for Housing Studies, 352-273-1192, www.shimberg.ufl.edu

Miami Homes for All, 786-574-2061, www.miamihomesforall.org

Made possible by JPMORGAN CHASE & CO.

STUDENTS EXPERIENCING HOMELESSNESS IN SEMINOLE COUNTY: AN UPDATE

The number of students experiencing homelessness in Seminole County increased by 250% in the last decade



Why?

Affordable housing shortage

Only 15 rental units are affordable & available per 100 extremely low-income renters

Better identification

School staff are reaching out to students who are doubled up or in shelters and motels

Natural disasters

Hurricanes were the cause of homelessness for 1/4 of students identified in 2017-2018

2,268 students experienced homelessness in Seminole County in 2017-2018




2,131

lived with a parent or guardian

137

unaccompanied youth

Most students experiencing homelessness are doubled up with family and friends



Students Experiencing Homelessness by Nighttime Residence, 2017-2018



586

Students experienced homelessness because of hurricanes in 2017-2018

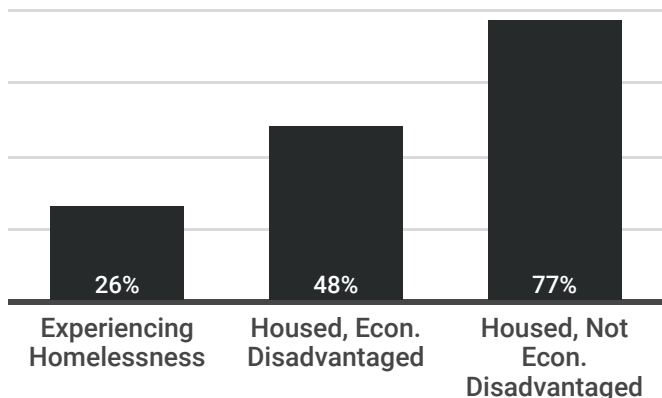
484

of these students moved to Seminole County from Puerto Rico after Hurricane Maria

Students experiencing homelessness lag behind their peers, including students who are economically disadvantaged but housed

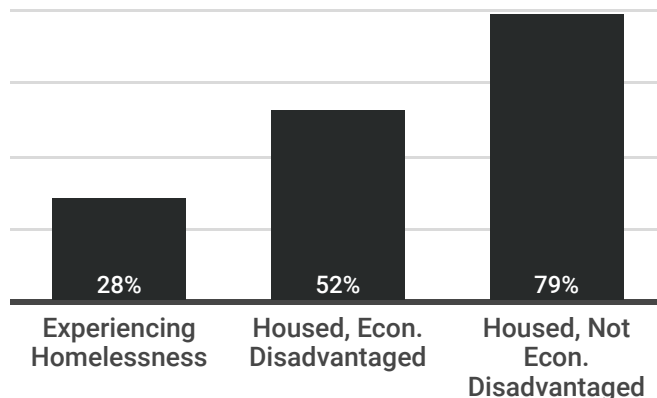
English Language Arts FSA Test

% Scoring 3 or higher



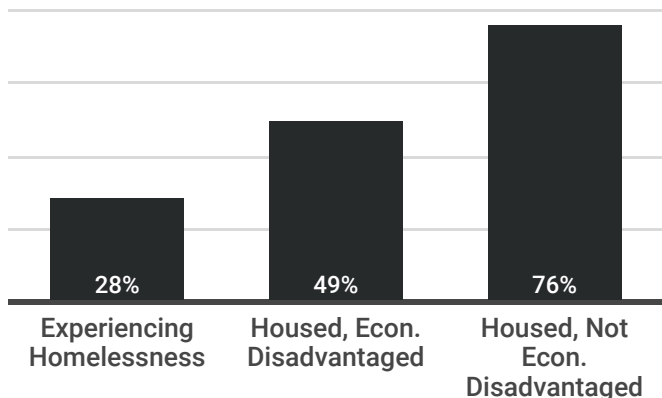
Math FSA Test

% Scoring 3 or higher

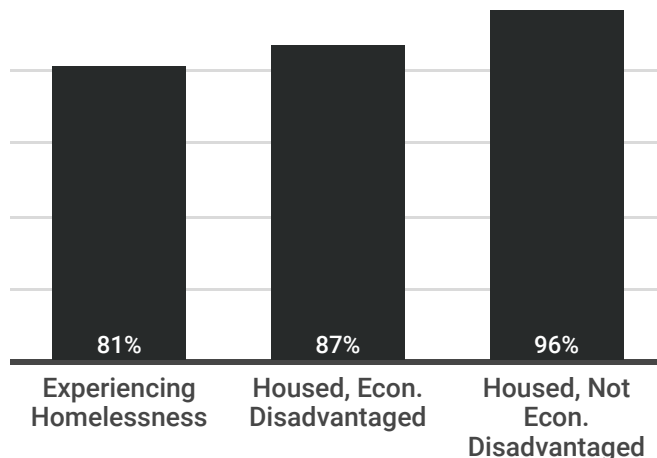


Science Statewide Assessment Test

% Scoring 3 or higher



High School Graduation Rate



Data sources: Florida Department of Education, PK-20 Education Information Portal; Shimberg Center analysis of U.S. Census Bureau, 2013-2017 American Community Survey

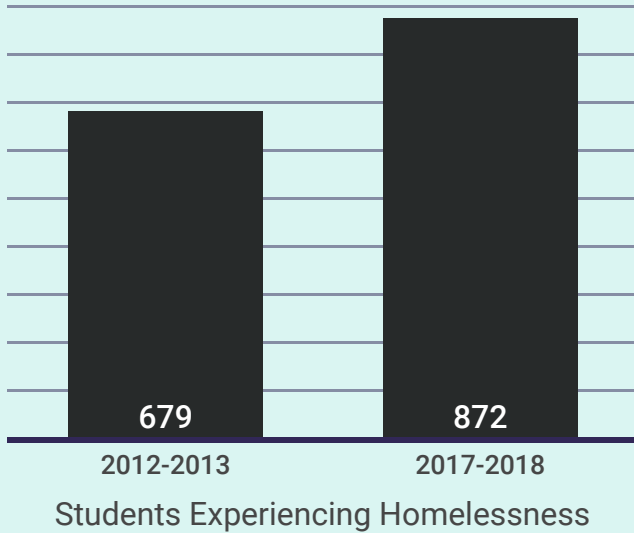
Contact: Shimberg Center for Housing Studies, 352-273-1192, www.shimberg.ufl.edu

Miami Homes for All, 786-574-2061, www.miamihomesforall.org

Made possible by JPMORGAN CHASE & CO.

STUDENTS EXPERIENCING HOMELESSNESS IN ST. JOHNS COUNTY: AN UPDATE

The number of students experiencing homelessness in St. Johns County increased by more than 25% in 5 years



Why?

Affordable housing shortage

Only 30 rental units are affordable & available per 100 extremely low-income renters

Better identification

School staff are reaching out to students who are doubled up or in shelters and motels

Natural disasters

Hurricanes were the cause of homelessness for 1/7 of students identified in 2017-2018

872 students experienced homelessness in St. Johns County in 2017-2018



656

lived with a parent or guardian

216

unaccompanied youth

Most students experiencing homelessness are doubled up with family and friends



Students Experiencing Homelessness by Nighttime Residence, 2017-2018



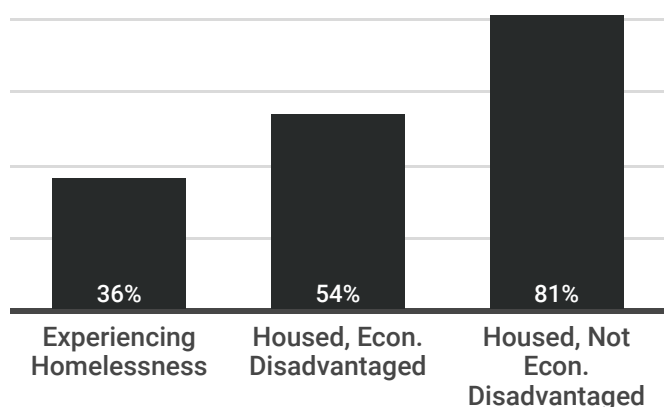
130

Students experienced homelessness because of hurricanes in 2017-2018

Students experiencing homelessness lag behind their peers, including students who are economically disadvantaged but housed

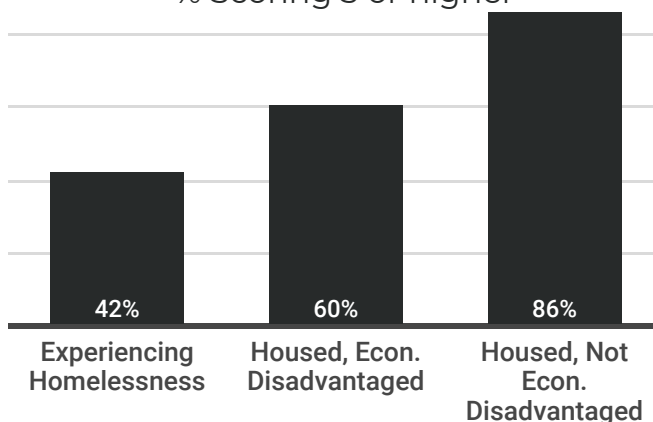
English Language Arts FSA Test

% Scoring 3 or higher



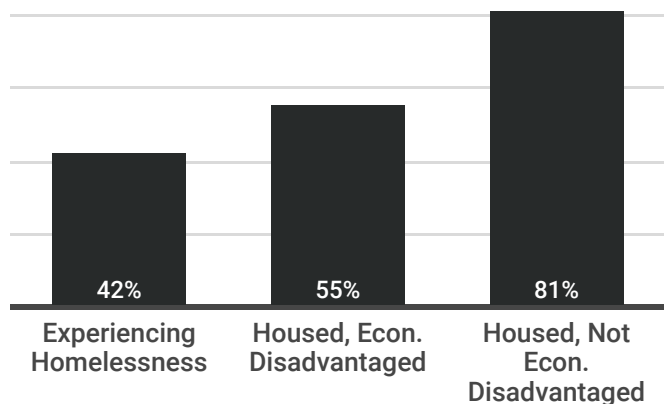
Math FSA Test

% Scoring 3 or higher

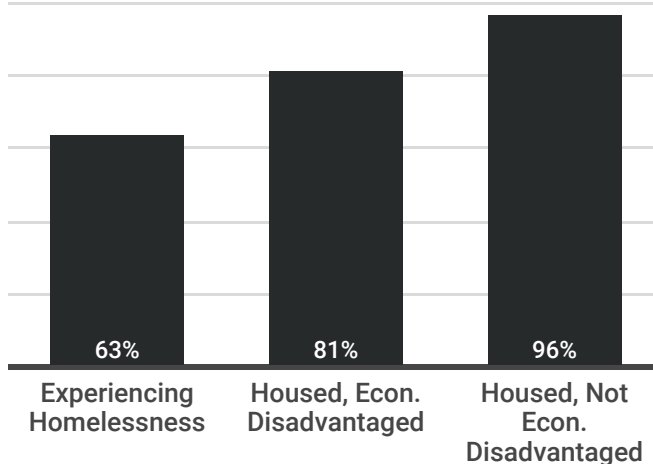


Science Statewide Assessment Test

% Scoring 3 or higher



High School Graduation Rate



Data sources: Florida Department of Education, PK-20 Education Information Portal; Shimberg Center analysis of U.S. Census Bureau, 2013-2017 American Community Survey

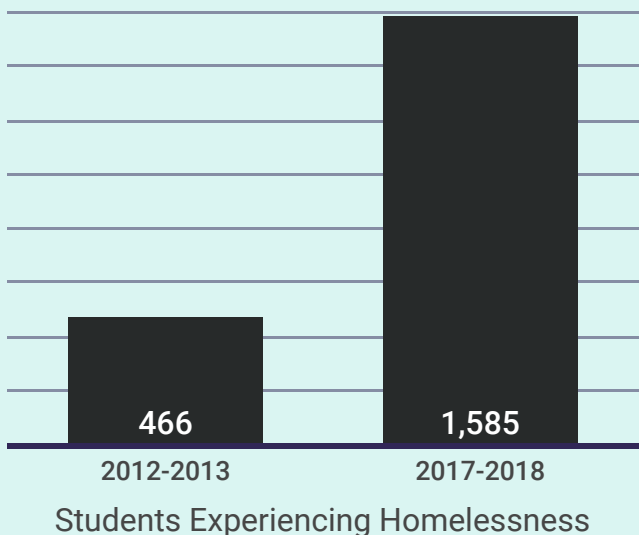
Contact: Shimberg Center for Housing Studies, 352-273-1192, www.shimberg.ufl.edu

Miami Homes for All, 786-574-2061, www.miamihomesforall.org

Made possible by JPMORGAN CHASE & CO.

STUDENTS EXPERIENCING HOMELESSNESS IN ST. LUCIE COUNTY: AN UPDATE

The number of students experiencing homelessness in St. Lucie County more than tripled in the last 5 years



Why?

Affordable housing shortage

Only 21 rental units are affordable & available per 100 extremely low-income renters

Better identification

School staff are reaching out to students who are doubled up or in shelters and motels

Natural disasters

Hurricanes were the cause of homelessness for 1/5 of students identified in 2017-2018

1,585 students experienced homelessness in St. Lucie County in 2017-2018



1,450

lived with a parent or guardian

135

unaccompanied youth

Most students experiencing homelessness are doubled up with family and friends





304

Students experienced homelessness because of hurricanes in 2017-2018

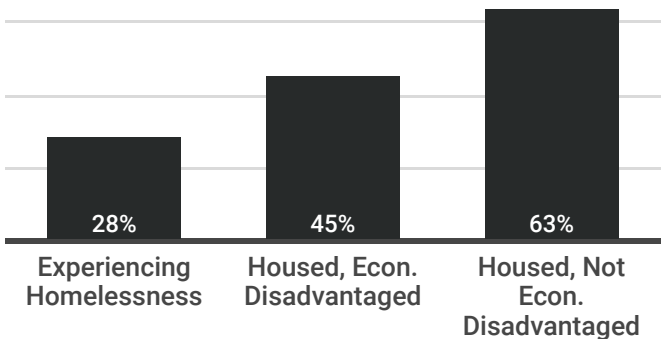
64

of these students moved to St. Lucie County from Puerto Rico after Hurricane Maria

Students experiencing homelessness lag behind their peers, including students who are economically disadvantaged but housed

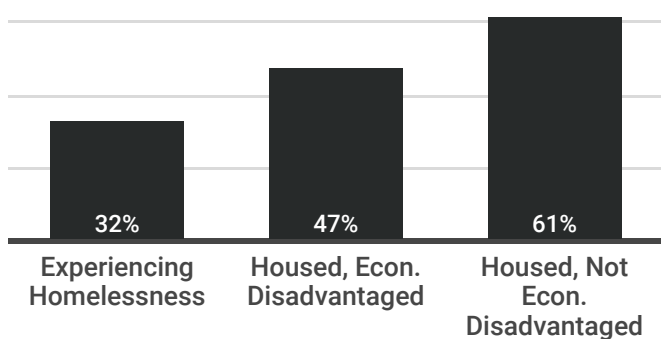
English Language Arts FSA Test

% Scoring 3 or higher



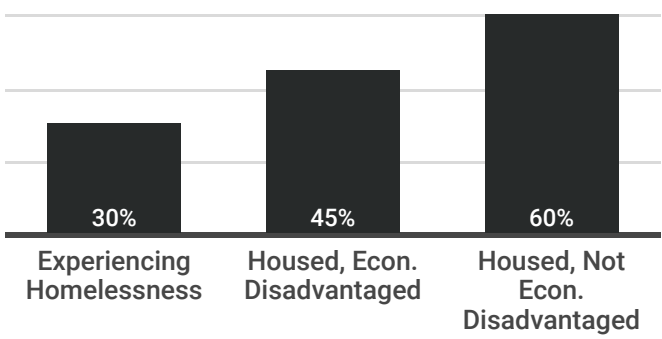
Math FSA Test

% Scoring 3 or higher

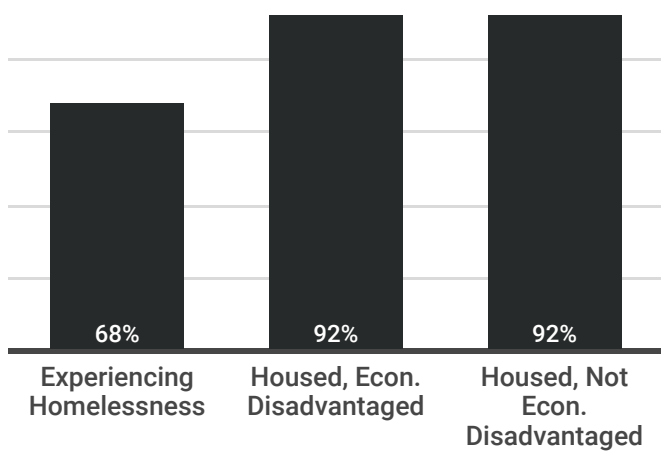


Science Statewide Assessment Test

% Scoring 3 or higher



High School Graduation Rate



Data sources: Florida Department of Education, PK-20 Education Information Portal; Shimberg Center analysis of U.S. Census Bureau, 2013-2017 American Community Survey

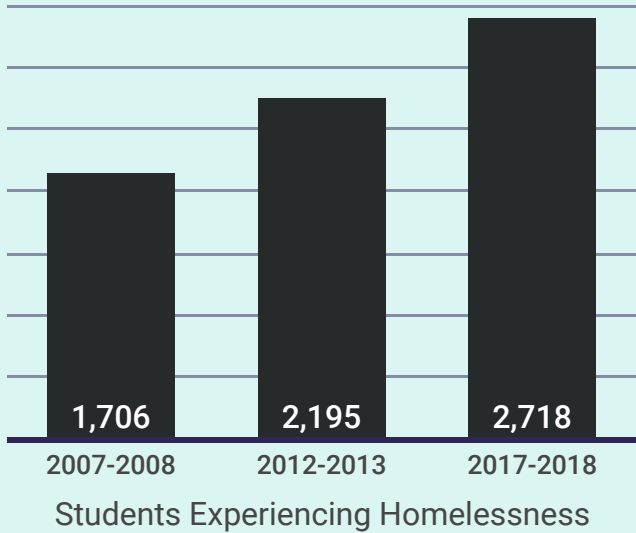
Contact: Shimberg Center for Housing Studies, 352-273-1192, www.shimberg.ufl.edu

Miami Homes for All, 786-574-2061, www.miamihomesforall.org

Made possible by JPMORGAN CHASE & CO.

STUDENTS EXPERIENCING HOMELESSNESS IN VOLUSIA COUNTY: AN UPDATE

The number of students experiencing homelessness in Volusia County increased by more than 50% in the last decade



Why?

Affordable housing shortage

Only 20 rental units are affordable & available per 100 extremely low-income renters

Better identification

School staff are reaching out to students who are doubled up or in shelters and motels

Natural disasters

Hurricanes were the cause of homelessness for 1/5 of students identified in 2017-2018

2,718 students experienced homelessness in Volusia County in 2017-2018




2,423

lived with a parent or guardian

295

unaccompanied youth

Most students experiencing homelessness are doubled up with family and friends



Students Experiencing Homelessness by Nighttime Residence, 2017-2018



517

Students experienced homelessness because of hurricanes in 2017-2018

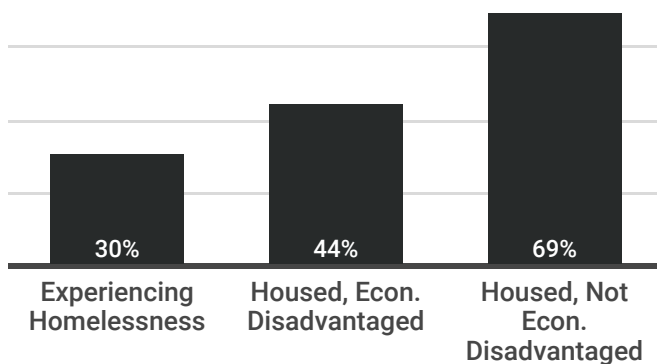
320

of these students moved to Volusia County from Puerto Rico after Hurricane Maria

Students experiencing homelessness lag behind their peers, including students who are economically disadvantaged but housed

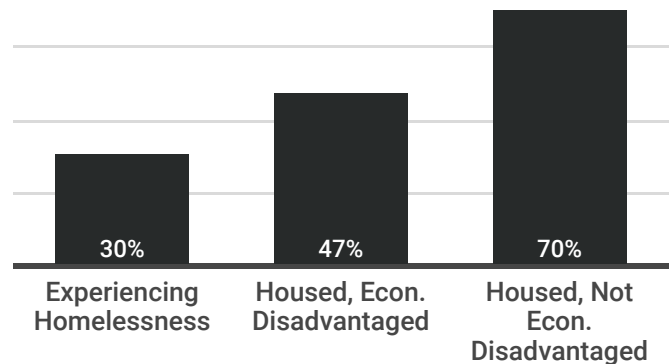
English Language Arts FSA Test

% Scoring 3 or higher



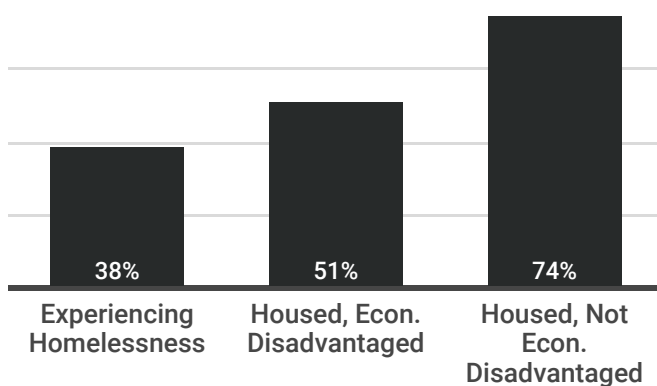
Math FSA Test

% Scoring 3 or higher

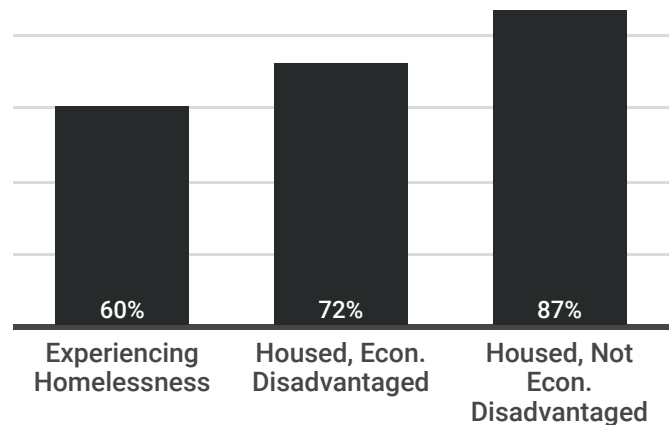


Science Statewide Assessment Test

% Scoring 3 or higher



High School Graduation Rate



Data sources: Florida Department of Education, PK-20 Education Information Portal; Shimberg Center analysis of U.S. Census Bureau, 2013-2017 American Community Survey

Contact: Shimberg Center for Housing Studies, 352-273-1192, www.shimberg.ufl.edu

Miami Homes for All, 786-574-2061, www.miamihomesforall.org

Made possible by JPMORGAN CHASE & CO.