






What does % Area Median Income (AMI) mean?

Lee County Workforce

Median wage job: **\$40,250** per year, or **53%** AMI for a household of 3.

| |  |  |  |  |  |
|-----------------|---|---|--|---|---|
| | <i>Annual income limit and hourly wage for household of 3</i> | <i>Rent limit (2 bedroom)</i> | <i>Renter households</i> | <i>Job examples, 1-worker household</i> | <i>Job examples, 2-worker household</i> |
| 50% AMI | \$38,300/yr \$18.41/hr | \$957/mo | 28,742 hh (0-50% AMI) | Nursing Asst Landscaper Construction Worker | 1 full-time worker and 1 part-time worker |
| 60% AMI | \$45,960 \$22.10 | \$1,149 | 4,911 (50-60% AMI) | Bookkeeper Exercise Trainer Insurance Clerk | 1 full-time worker and 1 part-time worker |
| 80% AMI | \$61,280 \$29.46 | \$1,532 | 12,521 (60-80% AMI) | Office Supervisor Firefighter Property Manager | 2 Retail Salespersons Fast Food Worker & Food Prep Worker Cook & Dining Attendant |
| 120% AMI | \$91,920 \$44.19 | \$2,298 | 22,226 (80-120% AMI) | Civil Engineer Computer Programmer Business Analyst | 2 Bookkeepers LPN & Light Truck Driver Roofer & Secretary |

Sources: Florida Housing Finance Corporation, 2023 Income and Rent Limits; Florida Department of Commerce, 2022 Occupational Employment and Wage Statistics (median wage by occupation in 2023 dollars); Shimberg Center for Housing Studies, Rental Market Study. Renter household counts exclude non-family, student-headed households.