






## Brevard County Workforce: What does % Area Median Income (AMI) mean?






Median wage job: **\$38,200** per year, or **58% AMI** for a family of 3.

					
	<i>Annual income limit (family of 3) &amp; hourly wage</i>	<i>Rent limit (2BR)</i>	<i>Renter households</i>	<i>Job examples, 1-worker household</i>	<i>Job examples, 2-worker household</i>
<b>30% AMI</b>	\$19,950/yr \$9.59/hr	\$498/mo	78,185 hh (0-30% AMI)	<ul style="list-style-type: none"> <li>Fast Food Worker</li> <li>Bartender</li> <li>Waitstaff</li> </ul>	<ul style="list-style-type: none"> <li>N.A.</li> </ul>
<b>60% AMI</b>	\$39,900 \$19.18	\$997	107,974 (30-60% AMI)	<ul style="list-style-type: none"> <li>Bank Teller</li> <li>Firefighter</li> <li>EMT</li> </ul>	<ul style="list-style-type: none"> <li>2 minimum wage workers</li> </ul>
<b>80% AMI</b>	\$53,200 \$25.58	\$1,330	56,042 (60-80% AMI)	<ul style="list-style-type: none"> <li>Dental Assistant</li> <li>Paralegal</li> <li>LPN</li> </ul>	<ul style="list-style-type: none"> <li>Retail Sales + Home Health Aide</li> <li>Childcare Worker + Janitor</li> <li>School Bus Driver + Maid</li> </ul>
<b>120% AMI</b>	\$79,800 \$38.37	\$1,995	92,647 (80-120% AMI)	<ul style="list-style-type: none"> <li>Registered Nurse</li> <li>Dental Hygienist</li> <li>Occupational Therapist</li> </ul>	<ul style="list-style-type: none"> <li>Customer Service Rep + Office Clerk</li> <li>Preschool Teacher + Pharmacy Tech</li> <li>Paramedic + Auto Mechanic</li> </ul>
<b>140% AMI</b>	\$93,100 \$44.76	\$2,327	28,075 (120-140% AMI)	<ul style="list-style-type: none"> <li>Civil Engineer</li> <li>Management Analyst</li> <li>Chemist</li> </ul>	<ul style="list-style-type: none"> <li>Electrician + Carpenter</li> <li>Machinist + Medical Records Specialist</li> <li>Chef + Retail Supervisor</li> </ul>

Sources: Florida Housing Finance Corporation, 2021 Income and Rent Limits; Florida Department of Economic Opportunity, 2021 Occupational Employment and Wage Statistics (median wage by occupation); Shimberg Center for Housing Studies, 2022 Rental Market Study. 30% AMI job examples have slightly higher wages than income limit due to \$10/hour minimum wage in 2021.

## Broward County Workforce: What does % Area Median Income (AMI) mean?






Median wage job: **\$38,000** per year, or **49% AMI** for a family of 3.

					
	<i>Annual income limit (family of 3) &amp; hourly wage</i>	<i>Rent limit (2BR)</i>	<i>How many renter households?</i>	<i>Job examples, 1-worker household</i>	<i>Job examples, 2-worker household</i>
<b>30% AMI</b>	\$23,760/yr \$11.42/hr	\$594/mo	47,135 hh (0-30% AMI)	<ul style="list-style-type: none"> <li>• Cashier</li> <li>• Home Health Aide</li> <li>• Waitstaff</li> </ul>	<ul style="list-style-type: none"> <li>• N.A.</li> </ul>
<b>60% AMI</b>	\$47,520 \$22.85	\$1,188	59,334 (30-60% AMI)	<ul style="list-style-type: none"> <li>• Bookkeeper</li> <li>• LPN</li> <li>• Paramedic</li> </ul>	<ul style="list-style-type: none"> <li>• 2 minimum wage workers</li> </ul>
<b>80% AMI</b>	\$63,360 \$30.46	\$1,584	34,045 (60-80% AMI)	<ul style="list-style-type: none"> <li>• Office Supervisor</li> <li>• Real Estate Agent</li> <li>• Firefighter</li> </ul>	<ul style="list-style-type: none"> <li>• Ambulance Driver + Cook</li> <li>• Receptionist + Substitute Teacher</li> <li>• Nursing Asst + EMT</li> </ul>
<b>120% AMI</b>	\$95,040 \$45.69	\$2,376	56,660 (80-120% AMI)	<ul style="list-style-type: none"> <li>• Systems Analyst</li> <li>• Engineer</li> <li>• Speech Pathologist</li> </ul>	<ul style="list-style-type: none"> <li>• School Social Worker + Electrician</li> <li>• Auto Mechanic + Tech Support</li> <li>• Truck Driver + Sales Rep</li> </ul>
<b>140% AMI</b>	\$110,880 \$53.31	\$2,772	17,518 (120-140% AMI)	<ul style="list-style-type: none"> <li>• Lawyer</li> <li>• Nurse Practitioner</li> <li>• Construction Manager</li> </ul>	<ul style="list-style-type: none"> <li>• Paralegal + Bus Driver</li> <li>• Chef + Carpenter</li> <li>• Librarian + Plumber</li> </ul>

Sources: Florida Housing Finance Corporation, 2021 Income and Rent Limits; Florida Department of Economic Opportunity, 2021 Occupational Employment and Wage Statistics (median wage by occupation); Shimberg Center for Housing Studies, 2022 Rental Market Study

## Collier County Workforce: What does % Area Median Income (AMI) mean?






Median wage job in Collier County: **\$38,000** per year, or **45% AMI** for a family of 3.

					
	<i>Annual income limit (family of 3) &amp; hourly wage</i>	<i>Rent limit (2BR)</i>	<i>How many renter households?</i>	<i>Job examples, 1-worker household</i>	<i>Job examples, 2-worker household</i>
<b>30% AMI</b>	\$22,770/yr \$10.95/hr	\$569/mo	7,274 hh (0-30% AMI)	<ul style="list-style-type: none"> <li>• Recreation Attendant</li> <li>• Baggage Porter</li> <li>• Bartender</li> </ul>	<ul style="list-style-type: none"> <li>• N.A.</li> </ul>
<b>60% AMI</b>	\$45,540 \$21.89	\$1,138	12,244 (30-60% AMI)	<ul style="list-style-type: none"> <li>• Social Worker</li> <li>• School Bus Driver</li> <li>• Secretary</li> </ul>	<ul style="list-style-type: none"> <li>• 2 minimum wage workers</li> </ul>
<b>80% AMI</b>	\$60,720 \$29.19	\$1,518	5,307 (60-80% AMI)	<ul style="list-style-type: none"> <li>• Police Officer</li> <li>• Paralegal</li> <li>• Building Inspector</li> </ul>	<ul style="list-style-type: none"> <li>• Retail Sales + Receptionist</li> <li>• Medical Asst + Bank Teller</li> <li>• Nursing Asst + Hotel Clerk</li> </ul>
<b>120% AMI</b>	\$91,080 \$43.79	\$2,277	6,565 (80-120% AMI)	<ul style="list-style-type: none"> <li>• Engineer</li> <li>• Occupational Therapist</li> <li>• Financial Analyst</li> </ul>	<ul style="list-style-type: none"> <li>• Electrician + Office Clerk</li> <li>• Bookkeeper + Auto Mechanic</li> <li>• Dental Asst + Retail Supervisor</li> </ul>
<b>140% AMI</b>	\$106,260 \$51.09	\$2,656	2,385 (120-140% AMI)	<ul style="list-style-type: none"> <li>• Veterinarian</li> <li>• Lawyer</li> <li>• Financial Manager</li> </ul>	<ul style="list-style-type: none"> <li>• Teacher + LPN</li> <li>• Chef + Sales Rep</li> <li>• Plumber + Office Supervisor</li> </ul>

Sources: Florida Housing Finance Corporation, 2021 Income and Rent Limits; Florida Department of Economic Opportunity, 2021 Occupational Employment and Wage Statistics (median wage by employment); Shimberg Center for Housing Studies, 2022 Rental Market Study

## Escambia County Workforce: What does % Area Median Income (AMI) mean?

Median wage job: **\$36,800** per year, or **59% AMI** for a family of 3.






					
	<i>Annual income limit (family of 3) &amp; hourly wage</i>	<i>Rent limit (2BR)</i>	<i>Renter households (excluding student households)</i>	<i>Job examples, 1-worker household</i>	<i>Job examples, 2-worker household</i>
<b>30% AMI</b>	\$18,660/yr \$8.97/hr	\$466/mo	10,386 hh (0-30% AMI)	<ul style="list-style-type: none"> <li>• Waitstaff*</li> <li>• Fast food worker*</li> <li>• Dining room attendant*</li> </ul>	<ul style="list-style-type: none"> <li>• N.A.</li> </ul>
<b>60% AMI</b>	\$37,320 \$17.94	\$933	9,618 (30-60% AMI)	<ul style="list-style-type: none"> <li>• Paramedic</li> <li>• Bank Teller</li> <li>• Pharmacy Technician</li> </ul>	<ul style="list-style-type: none"> <li>• 1 full-time and 1 part-time minimum wage worker</li> </ul>
<b>80% AMI</b>	\$49,760 \$23.92	\$1,244	7,131 (60-80% AMI)	<ul style="list-style-type: none"> <li>• Police Officer</li> <li>• LPN</li> <li>• Social Worker</li> </ul>	<ul style="list-style-type: none"> <li>• Cashier + Retail Salesperson</li> <li>• Childcare Worker + Home Health Aide</li> <li>• Restaurant Host + Security Guard</li> </ul>
<b>120% AMI</b>	\$74,640 \$35.88	\$1,866	9,946 (80-120% AMI)	<ul style="list-style-type: none"> <li>• Registered Nurse</li> <li>• Accountant</li> <li>• Aircraft Mechanic</li> </ul>	<ul style="list-style-type: none"> <li>• Firefighter + Dental Assistant</li> <li>• Carpenter + School Bus Driver</li> <li>• Correctional Officer + Office Clerk</li> </ul>
<b>140% AMI</b>	\$87,080 \$41.87	\$2,177	1,759 (120-140% AMI)	<ul style="list-style-type: none"> <li>• Engineer</li> <li>• Physical Therapist</li> <li>• Network Administrator</li> </ul>	<ul style="list-style-type: none"> <li>• Mail Carrier + Medical Asst.</li> <li>• HVAC Installer + Bookkeeping Clerk</li> <li>• Customer Service Rep. + Auto Mechanic</li> </ul>

Sources: Florida Housing Finance Corporation, 2021 Income and Rent Limits; Florida Department of Economic Opportunity, 2021 Occupational Employment and Wage Statistics (median wage by occupation); Shimberg Center for Housing Studies, 2022 Rental Market Study

\*Median wages for full-time workers in these jobs slightly higher at \$10-11 to comply with FL minimum wage.

## Jacksonville MSA Workforce: What does % Area Median Income (AMI) mean?






Median wage job: **\$38,000** per year, or **56% AMI** for a family of 3.

					
	<i>Annual income limit (family of 3) &amp; hourly wage</i>	<i>Rent limit (2BR)</i>	<i>How many renter households?</i>	<i>Job examples, 1-worker household</i>	<i>Job examples, 2-worker household</i>
<b>30% AMI</b>	\$20,220/yr \$9.72/hr	\$505/mo	41,752 hh (0-30% AMI)	<ul style="list-style-type: none"> <li>• Fast Food</li> <li>• Home Health Aide</li> <li>• Host/Hostess</li> </ul>	<ul style="list-style-type: none"> <li>• N.A.</li> </ul>
<b>60% AMI</b>	\$40,440 \$19.44	\$1,011	53,857 (30-60% AMI)	<ul style="list-style-type: none"> <li>• Secretary</li> <li>• Medical Assistant</li> <li>• Bank Teller</li> </ul>	<ul style="list-style-type: none"> <li>• 2 minimum wage workers</li> </ul>
<b>80% AMI</b>	\$53,920 \$25.92	\$1,348	27,984 (60-80% AMI)	<ul style="list-style-type: none"> <li>• Truck Driver</li> <li>• HR Specialist</li> <li>• Firefighter</li> </ul>	<ul style="list-style-type: none"> <li>• Retail Sales + Housekeeper</li> <li>• Hair Stylist + Taxi Driver</li> <li>• Preschool Teacher + Cashier</li> </ul>
<b>120% AMI</b>	\$80,880 \$38.88	\$2,022	43,446 (80-120% AMI)	<ul style="list-style-type: none"> <li>• Registered Nurse</li> <li>• Construction Manager</li> <li>• Systems Analyst</li> </ul>	<ul style="list-style-type: none"> <li>• Office Clerk + Vet Tech</li> <li>• Customer Service Rep + Secretary</li> <li>• Teller + Chef</li> </ul>
<b>140% AMI</b>	\$94,360 \$45.37	\$2,359	13,143 (120-140% AMI)	<ul style="list-style-type: none"> <li>• Civil Engineer</li> <li>• Physical Therapist</li> <li>• Education Administrator</li> </ul>	<ul style="list-style-type: none"> <li>• Plumber + Tech Support</li> <li>• Guidance Counselor + Paralegal</li> <li>• LPN + HVAC Installer</li> </ul>

Sources: Florida Housing Finance Corporation, 2021 Income and Rent Limits; Florida Department of Economic Opportunity, 2021 Occupational Employment and Wage Statistics (median wage by occupation); Shimberg Center for Housing Studies, 2022 Rental Market Study

## Manatee & Sarasota County Workforce: What does % Area Median Income (AMI) mean?






Median wage job: **\$37,800** per year, or **54% AMI** for a family of 3.

					
	<i>Annual income limit (family of 3) &amp; hourly wage</i>	<i>Rent limit (2BR)</i>	<i>Renter households</i>	<i>Job examples, 1-worker household</i>	<i>Job examples, 2-worker household</i>
<b>30% AMI</b>	\$20,850/yr \$10.02/hr	\$521/mo	12,742 hh (0-30% AMI)	<ul style="list-style-type: none"> <li>• Fast Food Worker</li> <li>• Cashier</li> <li>• Host/Hostess</li> </ul>	<ul style="list-style-type: none"> <li>• N.A.</li> </ul>
<b>60% AMI</b>	\$41,700 \$20.05	\$1,042	24,357 (30-60% AMI)	<ul style="list-style-type: none"> <li>• Paramedic</li> <li>• Retail Supervisor</li> <li>• Administrative Asst.</li> </ul>	<ul style="list-style-type: none"> <li>• 2 minimum wage workers</li> </ul>
<b>80% AMI</b>	\$55,600 \$26.73	\$1,390	12,289 (60-80% AMI)	<ul style="list-style-type: none"> <li>• Sales Rep</li> <li>• HVAC Mechanic</li> <li>• Plumber</li> </ul>	<ul style="list-style-type: none"> <li>• Pharmacy Aide + Maid</li> <li>• Farmworker + Security Guard</li> <li>• Home Health Aide + Restaurant Host</li> </ul>
<b>120% AMI</b>	\$83,400 \$40.10	\$2,085	18,428 (80-120% AMI)	<ul style="list-style-type: none"> <li>• Registered Nurse</li> <li>• Architect</li> <li>• Network Administrator</li> </ul>	<ul style="list-style-type: none"> <li>• Auto Mechanic + Vet Tech</li> <li>• Roofer + Dental Assistant</li> <li>• Office Clerk + Truck Driver</li> </ul>
<b>140% AMI</b>	\$97,300 \$46.78	\$2,432	6,072 (120-140% AMI)	<ul style="list-style-type: none"> <li>• Environmental Engineer</li> <li>• Occupational Therapist</li> <li>• Construction Manager</li> </ul>	<ul style="list-style-type: none"> <li>• School Social Worker + Electrician</li> <li>• Firefighter + Bookkeeper</li> <li>• Licensed Practical Nurse + Computer Tech Support</li> </ul>

Sources: Florida Housing Finance Corporation, 2021 Income and Rent Limits; Florida Department of Economic Opportunity, 2021 Occupational Employment and Wage Statistics (median wage by occupation); Shimberg Center for Housing Studies, 2022 Rental Market Study. 30% AMI job examples have slightly higher wages than income limit due to \$10/hour minimum wage in 2021.

## Miami-Dade County Workforce: What does % Area Median Income (AMI) mean?






Median wage job: **\$39,000** per year, or **48% AMI** for a family of 3.

					
	<i>Annual income limit (family of 3) &amp; hourly wage</i>	<i>Rent limit (2BR)</i>	<i>How many renter households?</i>	<i>Job examples, 1-worker household</i>	<i>Job examples, 2-worker household</i>
<b>30% AMI</b>	\$24,420/yr \$11.74/hr	\$610/mo	76,083 hh (0-30% AMI)	<ul style="list-style-type: none"> <li>• Cashier</li> <li>• Home Health Aide</li> <li>• Waitstaff</li> </ul>	<ul style="list-style-type: none"> <li>• N.A.</li> </ul>
<b>60% AMI</b>	\$48,840 \$23.48	\$1,221	86,092 (30-60% AMI)	<ul style="list-style-type: none"> <li>• Bookkeeper</li> <li>• LPN</li> <li>• Paramedic</li> </ul>	<ul style="list-style-type: none"> <li>• 2 minimum wage workers</li> </ul>
<b>80% AMI</b>	\$65,120 \$31.31	\$1,628	51,803 (60-80% AMI)	<ul style="list-style-type: none"> <li>• Office Supervisor</li> <li>• Real Estate Agent</li> <li>• Firefighter</li> </ul>	<ul style="list-style-type: none"> <li>• Ambulance Driver + Cook</li> <li>• Receptionist + Substitute Teacher</li> <li>• Nursing Asst + EMT</li> </ul>
<b>120% AMI</b>	\$97,680 \$46.96	\$2,442	82,044 (80-120% AMI)	<ul style="list-style-type: none"> <li>• Systems Analyst</li> <li>• Engineer</li> <li>• Speech Pathologist</li> </ul>	<ul style="list-style-type: none"> <li>• School Social Worker + Electrician</li> <li>• Auto Mechanic + Tech Support</li> <li>• Truck Driver + Sales Rep</li> </ul>
<b>140% AMI</b>	\$113,960 \$54.79	\$2,849	28,244 (120-140% AMI)	<ul style="list-style-type: none"> <li>• Lawyer</li> <li>• Nurse Practitioner</li> <li>• Construction Manager</li> </ul>	<ul style="list-style-type: none"> <li>• Paralegal + Bus Driver</li> <li>• Chef + Carpenter</li> <li>• Librarian + Plumber</li> </ul>

Sources: Florida Housing Finance Corporation, 2021 Income and Rent Limits; Florida Department of Economic Opportunity, 2021 Occupational Employment and Wage Statistics (median wage by occupation); Shimberg Center for Housing Studies, 2022 Rental Market Study

## Orlando-Kissimmee-Sanford MSA Workforce: What does % Area Median Income (AMI) mean?

Median wage job: **\$37,500** per year, or **55% AMI** for a family of 3.






					
	<i>Annual income limit (family of 3) &amp; hourly wage</i>	<i>Rent limit (2BR)</i>	<i>How many renter households?</i>	<i>Job examples, 1-worker household</i>	<i>Job examples, 2-worker household</i>
<b>30% AMI</b>	\$20,610/yr \$9.91/hr	\$515/mo	56,926 hh (0-30% AMI)	<ul style="list-style-type: none"> <li>• Fast Food Worker</li> <li>• Bartender</li> <li>• Waitstaff</li> </ul>	<ul style="list-style-type: none"> <li>• N.A.</li> </ul>
<b>60% AMI</b>	\$41,220 \$19.82	\$1,030	84,751 (30-60% AMI)	<ul style="list-style-type: none"> <li>• Dental Assistant</li> <li>• Bank Teller</li> <li>• Auto Mechanic</li> </ul>	<ul style="list-style-type: none"> <li>• 2 minimum wage workers</li> </ul>
<b>80% AMI</b>	\$54,960 \$26.42	\$1,374	57,899 (60-80% AMI)	<ul style="list-style-type: none"> <li>• Bus Driver</li> <li>• Paralegal</li> <li>• Firefighter</li> </ul>	<ul style="list-style-type: none"> <li>• EMT + Childcare Worker</li> <li>• Medical Asst + Cashier</li> <li>• Retail Sales + Home Health Aide</li> </ul>
<b>120% AMI</b>	\$82,440 \$39.63	\$2,061	78,143 (80-120% AMI)	<ul style="list-style-type: none"> <li>• Registered Nurse</li> <li>• Computer Programmer</li> <li>• Architect</li> </ul>	<ul style="list-style-type: none"> <li>• Customer Service Rep + Carpenter</li> <li>• Social Worker + Pharmacy Tech</li> <li>• Truck Driver + Bookkeeper</li> </ul>
<b>140% AMI</b>	\$96,180 \$46.24	\$2,404	24,951 (120-140% AMI)	<ul style="list-style-type: none"> <li>• Systems Analyst</li> <li>• Physical Therapist</li> <li>• Electrical Engineer</li> </ul>	<ul style="list-style-type: none"> <li>• Sales Rep + HR Specialist</li> <li>• Electrician + Tech Support</li> <li>• HVAC Installer + LPN</li> </ul>

Sources: Florida Housing Finance Corporation, 2021 Income and Rent Limits; Florida Department of Economic Opportunity, 2021 Occupational Employment and Wage Statistics (median wage by occupation); Shimberg Center for Housing Studies, 2022 Rental Market Study. 30% AMI job examples have slightly higher wages than income limit due to \$10/hour minimum wage in 2021.



## Palm Beach County Workforce: What does % Area Median Income (AMI) mean?






Median wage job: **\$38,000** per year, or **51% AMI** for a family of 3.

					
	<i>Annual income limit (family of 3) &amp; hourly wage</i>	<i>Rent limit (2BR)</i>	<i>How many renter households?</i>	<i>Job examples, 1-worker household</i>	<i>Job examples, 2-worker household</i>
<b>30% AMI</b>	\$23,130/yr \$11.12/hr	\$578/mo	32,023 hh (0-30% AMI)	<ul style="list-style-type: none"> <li>• Fast Food Worker</li> <li>• Cashier</li> <li>• Host/Hostess</li> </ul>	<ul style="list-style-type: none"> <li>• N.A.</li> </ul>
<b>60% AMI</b>	\$46,260 \$22.24	\$1,156	37,516 (30-60% AMI)	<ul style="list-style-type: none"> <li>• Truck Driver</li> <li>• Bookkeeper</li> <li>• Retail Supervisor</li> </ul>	<ul style="list-style-type: none"> <li>• 2 minimum wage workers</li> </ul>
<b>80% AMI</b>	\$61,680 \$29.65	\$1,542	28,498 (60-80% AMI)	<ul style="list-style-type: none"> <li>• Paramedic</li> <li>• Sales Rep</li> <li>• Paralegal</li> </ul>	<ul style="list-style-type: none"> <li>• Ambulance Driver + Cook</li> <li>• Receptionist + Substitute Teacher</li> <li>• Nursing Asst + EMT</li> </ul>
<b>120% AMI</b>	\$92,520 \$44.48	\$2,313	33,558 (80-120% AMI)	<ul style="list-style-type: none"> <li>• Physical Therapist</li> <li>• Engineer</li> <li>• Occupational Therapist</li> </ul>	<ul style="list-style-type: none"> <li>• School Social Worker + Electrician</li> <li>• Auto Mechanic + Roofer</li> <li>• Truck Driver + Insurance Agent</li> </ul>
<b>140% AMI</b>	\$107,940 \$51.89	\$2,698	11,899 (120-140% AMI)	<ul style="list-style-type: none"> <li>• Lawyer</li> <li>• Software Developer</li> <li>• Veterinarian</li> </ul>	<ul style="list-style-type: none"> <li>• Mail Carrier + Bus Driver</li> <li>• Chef + Carpenter</li> <li>• Librarian + Legal Secretary</li> </ul>

Sources: Florida Housing Finance Corporation, 2021 Income and Rent Limits; Florida Department of Economic Opportunity, 2021 Occupational Employment and Wage Statistics (median wage by occupation); Shimberg Center for Housing Studies, 2022 Rental Market Study

## Tampa-St. Petersburg-Clearwater MSA Workforce: What does % Area Median Income (AMI) mean?

Median wage job: **\$38,250** per year, or **58% AMI** for a family of 3.

					
	<i>Annual income limit (family of 3) &amp; hourly wage</i>	<i>Rent limit (2BR)</i>	<i>How many renter households?</i>	<i>Job examples, 1-worker household</i>	<i>Job examples, 2-worker household</i>
<b>30% AMI</b>	\$19,620/yr \$9.43/hr	\$490/mo	8,875 hh (0-30% AMI)	<ul style="list-style-type: none"> <li>• Fast Food Worker</li> <li>• Bartender</li> <li>• Waitstaff</li> </ul>	<ul style="list-style-type: none"> <li>• N.A.</li> </ul>
<b>60% AMI</b>	\$39,240 \$18.87	\$981	16,508 (30-60% AMI)	<ul style="list-style-type: none"> <li>• Dental Assistant</li> <li>• Bank Teller</li> <li>• School Social Worker</li> </ul>	<ul style="list-style-type: none"> <li>• 2 minimum wage workers</li> </ul>
<b>80% AMI</b>	\$52,320 \$25.15	\$1,308	7,878 (60-80% AMI)	<ul style="list-style-type: none"> <li>• Paralegal</li> <li>• Firefighter</li> <li>• LPN</li> </ul>	<ul style="list-style-type: none"> <li>• EMT + Childcare Worker</li> <li>• Ambulance Driver + Cashier</li> <li>• Retail Sales + Home Health Aide</li> </ul>
<b>120% AMI</b>	\$78,480 \$37.73	\$1,962	13,855 (80-120% AMI)	<ul style="list-style-type: none"> <li>• Registered Nurse</li> <li>• Civil Engineer</li> <li>• Dental Hygienist</li> </ul>	<ul style="list-style-type: none"> <li>• Customer Service Rep + Office Clerk</li> <li>• Preschool Teacher + Pharmacy Tech</li> <li>• Truck Driver + Bookkeeper</li> </ul>
<b>140% AMI</b>	\$91,560 \$44.02	\$2,289	4,382 (120-140% AMI)	<ul style="list-style-type: none"> <li>• Systems Analyst</li> <li>• Occupational Therapist</li> <li>• Electrical Engineer</li> </ul>	<ul style="list-style-type: none"> <li>• Sales Rep + Retail Supervisor</li> <li>• Electrician + Carpenter</li> <li>• Paramedic + Auto Mechanic</li> </ul>

Sources: Florida Housing Finance Corporation, 2021 Income and Rent Limits; Florida Department of Economic Opportunity, 2021 Occupational Employment and Wage Statistics (median wage by occupation); Shimberg Center for Housing Studies, 2022 Rental Market Study. 30% AMI job examples have slightly higher wages than income limit due to \$10/hour minimum wage in 2021.