






What does % Area Median Income (AMI) mean?

Miami-Dade County Workforce

Median wage job: **\$45,243** per year, or **49%** AMI for a household of 3.

					
	<i>Annual income limit and hourly wage for household of 3</i>	<i>Rent limit (2 bedroom)</i>	<i>Renter households</i>	<i>Job examples, 1-worker household</i>	<i>Job examples, 2-worker household</i>
50% AMI	\$46,450/yr \$22.33/hr	\$1,161/mo	151,213 hh (0-50% AMI)	Bookkeeper Insurance Sales Agent Housekeeping Supervisor	1 full-time worker and 1 part-time worker
60% AMI	\$55,740 \$26.80	\$1,393	30,928 (50-60% AMI)	Tech Support Electrician LPN	1 full-time worker and 1 part-time worker 2 minimum wage workers
80% AMI	\$74,320 \$35.73	\$1,858	56,419 (60-80% AMI)	Firefighter Aircraft Mechanic Flight Attendant	2 Stockers Bookkeeper & Cashier Secretary & Security Guard
120% AMI	\$111,480 \$53.60	\$2,787	91,322 (80-120% AMI)	Industrial Engineer Financial Advisor Nurse Practitioner	2 Tech Supports Manufacturing Sales Rep & Secretary Office Clerk & Legal Asst

Sources: Florida Housing Finance Corporation, 2023 Income and Rent Limits; Florida Department of Commerce, 2022 Occupational Employment and Wage Statistics (median wage by occupation in 2023 dollars); Shimberg Center for Housing Studies, Rental Market Study. Renter household counts exclude non-family, student-headed households.