






## What does % Area Median Income (AMI) mean?

### Pensacola-Ferry Pass-Brent Metro Area Workforce

### Escambia and Santa Rosa Counties

Median wage job: **\$39,755** per year, or **54%** AMI for a household of 3.

					
	<i>Annual income limit and hourly wage for household of 3</i>	<i>Rent limit (2 bedroom)</i>	<i>Renter households</i>	<i>Job examples, 1-worker household</i>	<i>Job examples, 2-worker household</i>
<b>50% AMI</b>	\$36,850/yr \$17.72/hr	\$921/mo	24,442 hh (0-50% AMI)	Office Clerk Customer Service Rep Secretary	N/A
<b>60% AMI</b>	\$44,220 \$21.26	\$1,105	4,105 (50-60% AMI)	Bookkeeper Carpenter Legal Secretary	1 full-time worker and 1 part-time worker
<b>80% AMI</b>	\$58,960 \$28.35	\$1,474	7,762 (60-80% AMI)	Postal Worker Manufacturing Sales Rep HR Specialist	2 Retail Salespersons Cashier & Childcare Worker Driver/Sales Worker & Fast Food Worker
<b>120% AMI</b>	\$88,440 \$42.52	\$2,211	13,149 (80-120% AMI)	Occupational Therapist Speech Pathologist Civil Engineer	2 Bookkeepers Roofer & Secretary Retail Salesperson & Service Sales Rep

Sources: Florida Housing Finance Corporation, 2023 Income and Rent Limits; Florida Department of Commerce, 2022 Occupational Employment and Wage Statistics (median wage by occupation in 2023 dollars); Shimberg Center for Housing Studies, Rental Market Study. Renter household counts exclude non-family, student-headed households.