

Jacksonville MSA Workforce: What does % Area Median Income (AMI) mean?

Median wage job: **\$38,000** per year, or **56% AMI** for a family of 3.



*Annual income limit
(family of 3) &
hourly wage*



Rent limit (2BR)



*How many renter
households?*



*Job examples, 1-worker
household*



Job examples, 2-worker household

30% AMI

\$20,220/yr
\$9.72/hr

\$505/mo

41,752 hh
(0-30% AMI)

- Fast Food
- Home Health Aide
- Host/Hostess

- N.A.

60% AMI

\$40,440
\$19.44

\$1,011

53,857
(30-60% AMI)

- Secretary
- Medical Assistant
- Bank Teller

- 2 minimum wage workers

80% AMI

\$53,920
\$25.92

\$1,348

27,984
(60-80% AMI)

- Truck Driver
- HR Specialist
- Firefighter

- Retail Sales + Housekeeper
- Hair Stylist + Taxi Driver
- Preschool Teacher + Cashier

120% AMI

\$80,880
\$38.88

\$2,022

43,446
(80-120% AMI)

- Registered Nurse
- Construction Manager
- Systems Analyst

- Office Clerk + Vet Tech
- Customer Service Rep + Secretary
- Teller + Chef

140% AMI

\$94,360
\$45.37

\$2,359

13,143
(120-140% AMI)

- Civil Engineer
- Physical Therapist
- Education Administrator

- Plumber + Tech Support
- Guidance Counselor + Paralegal
- LPN + HVAC Installer

Collier County Workforce: What does % Area Median Income (AMI) mean?

Median wage job in Collier County: **\$38,000** per year, or **45% AMI** for a family of 3.



Annual income limit
(family of 3) &
hourly wage



Rent limit (2BR)



How many renter
households?



Job examples, 1-worker
household



Job examples, 2-worker household

30% AMI

\$22,770/yr
\$10.95/hr

\$569/mo

7,274 hh
(0-30% AMI)

- Recreation Attendant
- Baggage Porter
- Bartender

- N.A.

60% AMI

\$45,540
\$21.89

\$1,138

12,244
(30-60% AMI)

- Social Worker
- School Bus Driver
- Secretary

- 2 minimum wage workers

80% AMI

\$60,720
\$29.19

\$1,518

5,307
(60-80% AMI)

- Police Officer
- Paralegal
- Building Inspector

- Retail Sales + Receptionist
- Medical Asst + Bank Teller
- Nursing Asst + Hotel Clerk

120% AMI

\$91,080
\$43.79

\$2,277

6,565
(80-120% AMI)

- Engineer
- Occupational Therapist
- Financial Analyst

- Electrician + Office Clerk
- Bookkeeper + Auto Mechanic
- Dental Asst + Retail Supervisor

140% AMI

\$106,260
\$51.09

\$2,656

2,385
(120-140% AMI)

- Veterinarian
- Lawyer
- Financial Manager

- Teacher + LPN
- Chef + Sales Rep
- Plumber + Office Supervisor

Tampa-St. Petersburg-Clearwater MSA Workforce: What does % Area Median Income (AMI) mean?

Median wage job: **\$38,250** per year, or **58% AMI** for a family of 3.



Annual income limit
(family of 3) &
hourly wage



Rent limit (2BR)



How many renter
households?



Job examples, 1-worker
household



Job examples, 2-worker household

30% AMI

\$19,950/yr
\$9.59/hr

\$498/mo

78,185 hh
(0-30% AMI)

- Fast Food Worker
- Bartender
- Waitstaff

- N.A.

60% AMI

\$39,900
\$19.18

\$997

107,974
(30-60% AMI)

- Dental Assistant
- Bank Teller
- School Social Worker

- 2 minimum wage workers

80% AMI

\$53,200
\$25.58

\$1,330

56,042
(60-80% AMI)

- Paralegal
- Firefighter
- LPN

- EMT + Childcare Worker
- Ambulance Driver + Cashier
- Retail Sales + Home Health Aide

120% AMI

\$79,800
\$38.37

\$1,995

92,647
(80-120% AMI)

- Registered Nurse
- Civil Engineer
- Dental Hygienist

- Customer Service Rep + Office Clerk
- Preschool Teacher + Pharmacy Tech
- Truck Driver + Bookkeeper

140% AMI

\$93,100
\$44.76

\$2,327

28,075
(120-140% AMI)

- Systems Analyst
- Occupational Therapist
- Electrical Engineer

- Sales Rep + Retail Supervisor
- Electrician + Carpenter
- Paramedic + Auto Mechanic

Sources: Florida Housing Finance Corporation, 2021 Income and Rent Limits; Florida Department of Economic Opportunity, 2021 Occupational Employment and Wage Statistics (median wage by occupation); Shimberg Center for Housing Studies, 2022 Rental Market Study. 30% AMI job examples have slightly higher wages than income limit due to \$10/hour minimum wage in 2021.



Orlando-Kissimmee-Sanford MSA Workforce: What does % Area Median Income (AMI) mean?

Median wage job: **\$37,500** per year, or **55% AMI** for a family of 3.



Annual income limit
(family of 3) &
hourly wage



Rent limit (2BR)



How many renter
households?



Job examples, 1-worker
household



Job examples, 2-worker household

30% AMI

\$20,610/yr
\$9.91/hr

\$515/mo

56,926 hh
(0-30% AMI)

- Fast Food Worker
- Bartender
- Waitstaff

- N.A.

60% AMI

\$41,220
\$19.82

\$1,030

84,751
(30-60% AMI)

- Dental Assistant
- Bank Teller
- Auto Mechanic

- 2 minimum wage workers

80% AMI

\$54,960
\$26.42

\$1,374

57,899
(60-80% AMI)

- Bus Driver
- Paralegal
- Firefighter

- EMT + Childcare Worker
- Medical Asst + Cashier
- Retail Sales + Home Health Aide

120% AMI

\$82,440
\$39.63

\$2,061

78,143
(80-120% AMI)

- Registered Nurse
- Computer Programmer
- Architect

- Customer Service Rep + Carpenter
- Social Worker + Pharmacy Tech
- Truck Driver + Bookkeeper

140% AMI

\$96,180
\$46.24

\$2,404

24,951
(120-140% AMI)

- Systems Analyst
- Physical Therapist
- Electrical Engineer

- Sales Rep + HR Specialist
- Electrician + Tech Support
- HVAC Installer + LPN

Sources: Florida Housing Finance Corporation, 2021 Income and Rent Limits; Florida Department of Economic Opportunity, 2021 Occupational Employment and Wage Statistics (median wage by occupation); Shimberg Center for Housing Studies, 2022 Rental Market Study. 30% AMI job examples have slightly higher wages than income limit due to \$10/hour minimum wage in 2021.



Palm Beach County Workforce: What does % Area Median Income (AMI) mean?

Median wage job: **\$38,000** per year, or **51% AMI** for a family of 3.



Annual income limit
(family of 3) &
hourly wage



Rent limit (2BR)



How many renter
households?



Job examples, 1-worker
household



Job examples, 2-worker household

30% AMI

\$23,130/yr
\$11.12/hr

\$578/mo

32,023 hh
(0-30% AMI)

- Fast Food Worker
- Cashier
- Host/Hostess

- N.A.

60% AMI

\$46,260
\$22.24

\$1,156

37,516
(30-60% AMI)

- Truck Driver
- Bookkeeper
- Retail Supervisor

- 2 minimum wage workers

80% AMI

\$61,680
\$29.65

\$1,542

28,498
(60-80% AMI)

- Paramedic
- Sales Rep
- Paralegal

- Ambulance Driver + Cook
- Receptionist + Substitute Teacher
- Nursing Asst + EMT

120% AMI

\$92,520
\$44.48

\$2,313

33,558
(80-120% AMI)

- Physical Therapist
- Engineer
- Occupational Therapist

- School Social Worker + Electrician
- Auto Mechanic + Roofer
- Truck Driver + Insurance Agent

140% AMI

\$107,940
\$51.89

\$2,698






11,899
(120-140% AMI)

- Lawyer
- Software Developer
- Veterinarian

- Mail Carrier + Bus Driver
- Chef + Carpenter
- Librarian + Legal Secretary

Broward County Workforce: What does % Area Median Income (AMI) mean?

Median wage job: **\$38,000** per year, or **49% AMI** for a family of 3.

	 <i>Annual income limit (family of 3) & hourly wage</i>	 <i>Rent limit (2BR)</i>	 <i>How many renter households?</i>	 <i>Job examples, 1-worker household</i>	 <i>Job examples, 2-worker household</i>
30% AMI	\$23,760/yr \$11.42/hr	\$594/mo	47,135 hh (0-30% AMI)	<ul style="list-style-type: none"> • Cashier • Home Health Aide • Waitstaff 	• N.A.
60% AMI	\$47,520 \$22.85	\$1,188	59,334 (30-60% AMI)	<ul style="list-style-type: none"> • Bookkeeper • LPN • Paramedic 	• 2 minimum wage workers
80% AMI	\$63,360 \$30.46	\$1,584	34,045 (60-80% AMI)	<ul style="list-style-type: none"> • Office Supervisor • Real Estate Agent • Firefighter 	<ul style="list-style-type: none"> • Ambulance Driver + Cook • Receptionist + Substitute Teacher • Nursing Asst + EMT
120% AMI	\$95,040 \$45.69	\$2,376	56,660 (80-120% AMI)	<ul style="list-style-type: none"> • Systems Analyst • Engineer • Speech Pathologist 	<ul style="list-style-type: none"> • School Social Worker + Electrician • Auto Mechanic + Tech Support • Truck Driver + Sales Rep
140% AMI	\$110,880 \$53.31	\$2,772	17,518 (120-140% AMI)	<ul style="list-style-type: none"> • Lawyer • Nurse Practitioner • Construction Manager 	<ul style="list-style-type: none"> • Paralegal + Bus Driver • Chef + Carpenter • Librarian + Plumber

Sources: Florida Housing Finance Corporation, 2021 Income and Rent Limits; Florida Department of Economic Opportunity, 2021 Occupational Employment and Wage Statistics (median wage by occupation); Shimberg Center for Housing Studies, 2022 Rental Market Study



Miami-Dade County Workforce: What does % Area Median Income (AMI) mean?

Median wage job: **\$39,000** per year, or **48% AMI** for a family of 3.



Annual income limit
(family of 3) &
hourly wage



Rent limit (2BR)



How many renter
households?



Job examples, 1-worker
household



Job examples, 2-worker household

30% AMI

\$24,420/yr
\$11.74/hr

\$610/mo

76,083 hh
(0-30% AMI)

- Cashier
- Home Health Aide
- Waitstaff

- N.A.

60% AMI

\$48,840
\$23.48

\$1,221

86,092
(30-60% AMI)

- Bookkeeper
- LPN
- Paramedic

- 2 minimum wage workers

80% AMI

\$65,120
\$31.31

\$1,628

51,803
(60-80% AMI)

- Office Supervisor
- Real Estate Agent
- Firefighter

- Ambulance Driver + Cook
- Receptionist + Substitute Teacher
- Nursing Asst + EMT

120% AMI

\$97,680
\$46.96

\$2,442

82,044
(80-120% AMI)

- Systems Analyst
- Engineer
- Speech Pathologist

- School Social Worker + Electrician
- Auto Mechanic + Tech Support
- Truck Driver + Sales Rep

140% AMI

\$113,960
\$54.79

\$2,849

28,244
(120-140% AMI)

- Lawyer
- Nurse Practitioner
- Construction Manager

- Paralegal + Bus Driver
- Chef + Carpenter
- Librarian + Plumber